

**GRADE 9  
COURSE SELECTION  
PRESENTATION**

**BEARS**

**Choosing your Grade 10 Courses ...**

**STAY  
CONNECTED**


# Guidance Google Classroom: yugu3zv

Class of 2026 Guidance Shosenberg

[Stream](#)[Classwork](#)[People](#)[Grades](#)


+ Create

[Meet](#)[Google Calendar](#)[Class Drive folder](#)

 BHS High School Orientation

Posted Sep 12, 2022

⋮


 How to make a Guidance appointment

How to make a Guidance appointment

Edited Sep 19, 2022

⋮

Communication

 REMIND app Class Codes

Parent Portal and School Messenger

Student Handbook

BHS School Year Calendar

Edited Sep 12, 2022


Posted Aug 30, 2022

Posted Sep 13, 2022

Posted Oct 3, 2022

⋮

Timetable Course Changes

 Timetable changes

Edited Jan 26


⋮

Stream

Classwork


People

Grades



Customize

Class of 2026 Guidance Shosenberg



# SHOSENBERG CLASS of 2026 REMIND



USE REMIND APP & JOIN CLASS ACCORDING  
TO **LAST NAME**

**Last name A-F**

**code: @shos2026af**

**Last name G-M**

**code: @shos2026gm**

**Last name N-Z**

**code: @shos2026nz**


# How to make a Guidance appointment

Stream **Classwork** People Grades


**+ Create** Meet Google Calendar Class Drive folder

- BHS High School Orientation Posted Sep 12, 2022
- How to make a Guidance appointment**
- How to make a Guidance appointment Edited Sep 19, 2022
- Communication**
- REMIND app Class Codes Edited Sep 12, 2022
- Parent Portal and School Messenger Posted Aug 30, 2022
- Student Handbook Posted Sep 13, 2022
- BHS School Year Calendar Posted Oct 3, 2022
- Timetable Course Changes**
- Timetable changes Edited Jan 26

## How to make a Guidance appointment

 **How to make a Guidance appointment**

<https://guidanceinterview.com/s/bhs>

 **How to Make a Guidance ...**  
Google Docs

**View material**

# LEARNING GOALS

# LEARNING GOALS...

Today you will...

- Learn about options for your grade **10** year
- Be introduced to the course options selection process using myBlueprint

# **GRADUATION REQUIREMENTS**



# GRADUATION REMINDERS

- You need **30** credits to graduate
- **18** COMPULSORY + **12** ELECTIVES
- Of the 30, you will need **2** eLearning Credits \*\*\*
- Pass the OSSLT
- **40** hours of Community Service

\*\*\* there is an “opt out” option

Parent/Guardians complete this page if your student is under the age of 18

**I agree with the following statements:**

Having reviewed the online learning graduation requirement and the availability of supports for online learning through my child's school, I would like to opt my child out of this requirement.

The benefits of online learning have been shared with me by the school, including how the development of digital literacy and other important transferable skills are intended to help prepare students for success after graduation and in all aspects of their lives.

**I understand the following statements:**

Upon receipt of this form by the school, my child will not be required to earn two online learning credits to earn an Ontario Secondary School Diploma.

My child will face no academic penalties for opting out of this graduation requirement.

My child will continue to complete all other applicable graduation requirements.

This will be recorded on my child's transcript as "Online Learning Graduation Requirement - Non-Applicable".

Student's First Name

Student's Last Name

Parent/Guardian First Name

Parent/Guardian Last Name

Parent/Guardian Signature

Date

**PLEASE NOTE:**

Upon receipt, this form will be included in the Ontario Student Record.

If you have questions, please contact the Guidance Department at your high school.

# ELEARNING OPT OUT OPTION

**IF** you are **NOT** planning on taking two **asynchronous eLearning credits**, your parent/guardian must fill in this **OPT OUT** form.

Forms are available in our Guidance Google Classroom and also **online** and in a hard copy is in **guidance**

**Return the completed form to guidance** and you will **NOT** have to take 2 eLearning credits to graduate

<https://www.ddsb.ca/en/programs-and-learning/online-learning-graduation-requirement.aspx#Opting-Out-of-the-eLearning-Graduation-Requirement>


# ELEARNING OPT OUT OPTION

If you fill the form in and decide to do 2 eLearning courses, no problem!

But if you DO NOT fill the form in you will HAVE to take 2 asynchronous eLearning classes to graduate

**THINGS TO  
CONSIDER**

# THINGS TO CONSIDER...



- What are my **strengths**?
- What are my **weaknesses**?
- What do I **ENJOY** doing?
- Where do I see myself in the **FUTURE**?
- What do I **NOT** want to be?
- What do I **need to take** in order to end up where I want to go?

# THE RIGHT PATHWAY CHOICE

**Appropriate pathway choice** MEANS MORE **ENGAGED** STUDENTS who...

- Look forward to attending class
- Have a sense of accomplishment
- Feel challenged but **NOT overwhelmed**
- Have a feeling of **increased** self-confidence & self-esteem
- Are self-advocates & are self-motivated

engagement = success = happiness

# PATHWAY OPTIONS FOR GRADE 10

- Locally Developed (**L**)
  - Applied (**P**)
  - Academic (**D**)
- 
- When choosing courses - you can choose a variety of levels that BEST suits YOUR strengths and goals

For example: ENG2**D**1 and MFM2**P**1

LOCALLY DEVELOPED	APPLIED	ACADEMIC
<ul style="list-style-type: none"> <li>▪Targets important concepts</li> <li>▪Emphasis on basic concepts</li> <li>▪More hands on, practical examples</li> <li>▪Directed, step by step, teacher-directed approach to learning</li> <li>▪Potential option to upgrade to applied</li> </ul>	<ul style="list-style-type: none"> <li>▪Covers core concepts</li> <li>▪More hands on, practical examples</li> <li>▪Directed, step by step, teacher-directed approach to learning</li> <li>▪More class time given for assignment completion, then unfinished work finished at home</li> <li>▪covers concepts at a slower pace compared to the academic level</li> </ul>	<ul style="list-style-type: none"> <li>▪Covers core concepts <b>PLUS</b> additional material</li> <li>▪MORE theory, explaining, interpreting &amp; analyzing</li> <li>▪independent, student initiated, student-directed learning</li> <li>▪Assignments begin in class time but finished at home</li> </ul> <p>Students are able to:</p> <ul style="list-style-type: none"> <li>▪infer, elaborate upon, and apply concepts</li> <li>▪work independently</li> <li>▪cover larger amounts of material at a faster pace</li> </ul>



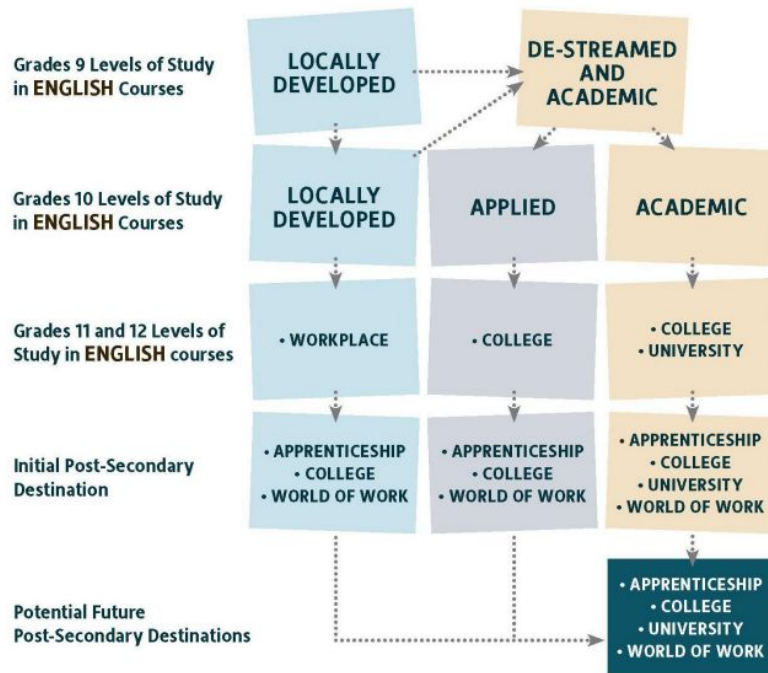
LOCALLY DEVELOPED	APPLIED	ACADEMIC
<ul style="list-style-type: none"> <li>▪Lower Teacher/student ratio than applied</li> <li>▪Pathway leads to the workplace level Grade 11 &amp; 12 courses</li> </ul>	<ul style="list-style-type: none"> <li>▪Lower Teacher/student ratio than academic</li> <li>▪Pathway leads to College level Grade 11 &amp; 12 courses</li> </ul> <p><b>*PLEASE NOTE:</b> Many university programs <b>do NOT</b> require academic/university level math</p>	<ul style="list-style-type: none"> <li>▪Higher Teacher/student ratio than applied or locally developed</li> <li>▪Pathway leads to University level Grade 11 &amp; 12 courses</li> </ul>



## Pathway Steps for All

Your education is only the beginning of a journey and does not determine your destination. Pathways can change. Focus on the journey.

*High School and Beyond: Apprenticeship, College, University and the World of Work*



The Ontario Ministry of Education's *Creating Pathways to Success* document grounds our belief that: *all students can be successful, success comes in many forms and there are many pathways to success.*

*\*Ask your Grade 8 teacher, Pathway Counsellor, SERT, or guidance counsellor about potential options.*

## APPLIED ENGLISH

- practical use of oral and written **language for everyday life**
- Frequent shorter writing tasks
- ISU involves exploring a **topic of interest** and completing non-fiction tasks
- Significant class time allotted for assignment completion/reading, but unfinished work becomes homework
- lower Teacher/Student ratio than academic

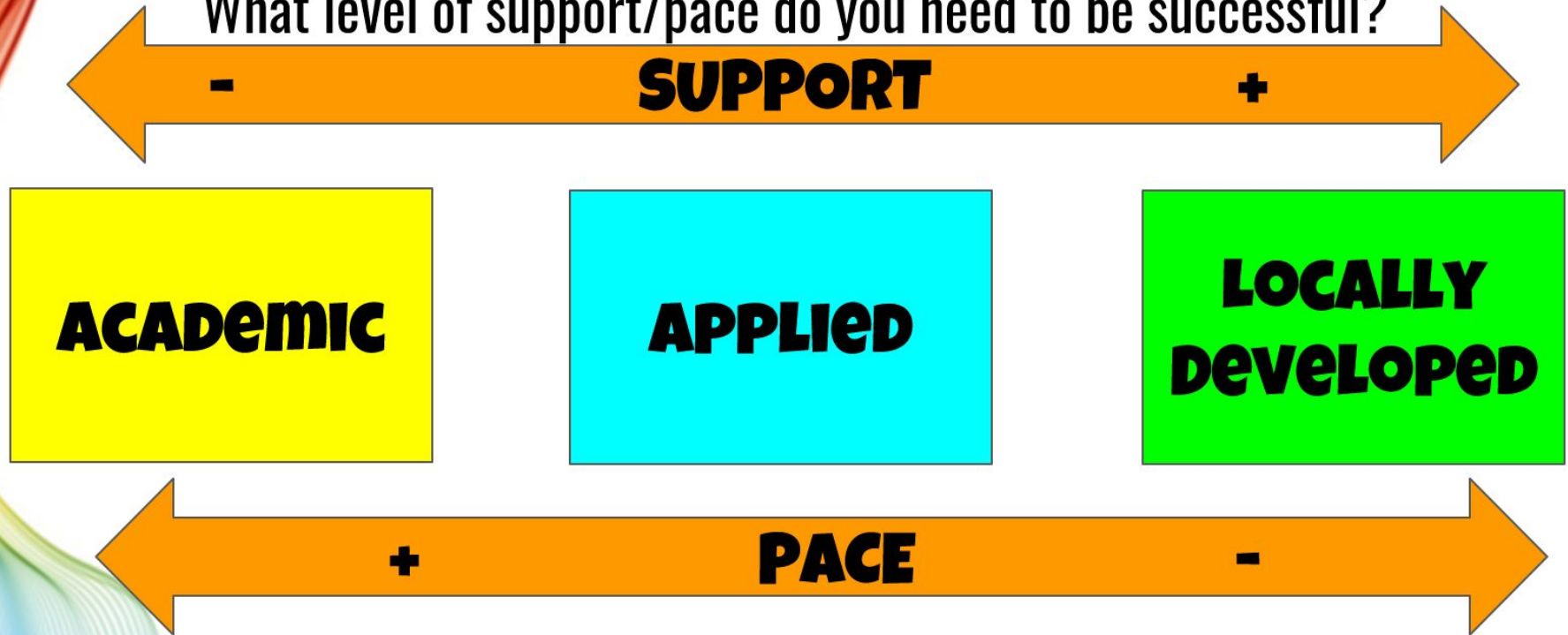
## ACADEMIC ENGLISH

- More complex texts with emphasis on implicit reasoning
- **analytical** writing - developing a more **sophisticated** writing style
- ISU based on a novel read **independently** & a significant investment of time outside of class
- essays that involve **analyzing & interpreting**
- group and individual assignments are begun in class to allow for feedback, but completed for homework
- expectation that students will **work independently** and seek out help when needed

# MAKING INFORMED DECISIONS

What's your next best move? Think about each course on it's own.

What level of support/pace do you need to be successful?



# DECODING A COURSE CODE

E

N

G

2

D

1



These three letters identify the subject. The first letter in the course code denotes the course's department area:

A = Arts

H = Social Sciences and Humanities

C = Canadian & World Studies

G = Guidance & Career Education

B = Business

M = Mathematics

E = English

P = Physical Education

F = French

T = Technology

The number grade identifies the GRADE:

1 = Grade 9    2 = Grade 10    3 = Grade 11    4 = Grade 12

The letter identifies the course type:

D = Academic

P = Applied

L = Locally Developed

O = Open

The number identifies how the course is delivered:

1 = Regular Day

**WHAT DOES  
GRADE 10  
LOOK LIKE**

# WHAT DOES GRADE 10 LOOK LIKE

**5** classes are **COMPULSORY**


■ **ENGLISH**

■ **MATH**

■ **SCIENCE**

■ **HISTORY**

■ **CIVICS & CAREERS**



**Make sure you  
choose the  
appropriate level  
for YOU!**

# COMPULSORY SUBJECTS

## GRADE 10 COMPULSORY COURSES

Students must choose **one** from each subject area

SUBJECT AREA	ACADEMIC	APPLIED	OPEN	LOCALLY DEVELOPED
English	ENG2D1	ENG2P1		
Canadian History	CHC2D1	CHC2P1		
Career Studies			GLC2O1	
Civics and Citizenship			CHV2O1	
Mathematics	MPM2D1	MFM2P1		
Science	SNC2D1	SNC2P1		SNC2L1



# WHAT DOES GRADE 10 LOOK LIKE? cont'd

**3** classes are **ELECTIVES**

- You must also choose **2 ALTERNATE** courses if you don't get your first choice of electives
  - There are **MANY** choices for grade 10 electives...

# ELECTIVE OPTIONS

## OPTIONAL COURSES

Students must choose **three** from the following list of Optional Courses.

Drama	ADA201
Music - Instrumental	AMU201
Music – Guitar	AMG201
Music – Vocal	AMV201
Music - Jazz	AMH201
Visual Arts	AVI201
Visual Arts - Painting	AWN201
Introduction to Business	BBI201
Digital Technology & Innovations in the Changing World	ICD201
Computer Studies	ICS201
French - Academic	FSF2D1
Food and Nutrition	HFN201
Clothing	HNL201
Healthy Active Living Education - Fitness	PAF204 (Female) PAF203 (Male)
Healthy Active Living Education - Activity	PPL204 (Female) PPL203 (Male)
Yoga, Mindfulness & Low Impact Fitness	PAR201 (Co-ed)
Construction Technology	TCJ201
Technological Design	TDJ201
Hospitality and Tourism – Culinary Arts	TFJ201
Communications Technology	TGJ201
Transportation Technology	TTJ201



Choose 3  
& 2  
Alternates

# HOW DO YOU DECIDE WHICH ELECTIVE?

- ❏ Talk to SUBJECT SPECIFIC TEACHERS
- ❏ Talk to others: Guidance Counsellor, students, siblings
- ❏ Use the Course Planning Tools
- ❏ See where the grade 10 Course leads in other grades
- ❏ Think about required courses for Grade 11

(MIGHT NEED A GRADE 10 COURSE TO TAKE A GRADE 11 COURSE)

# HOW TO SELECT COURSES OVERVIEW



myBlueprint

1. **Add** courses to your High School Plan
2. **Review** Course Selections
3. **Submit** Course Selections
4. Click **Send Approval Email** - put in a valid parent/guardian email address
5. **Parent approves** courses via email
6. **Guidance Counsellor** approves your selections

# COURSE SELECTION RESOURCES

If you need a reminder here is a video link to assist you with How to Choose your Courses:

<https://myblueprint.ca/support/videos/course-selection/4DWTliEMhGmo4wlqQasS6g>

# myBlueprint ERRORS !

- If you get a **RED** alert: it means there is an **error** in your planner (e.g. no prerequisite) because you chose incorrectly **OR** you are going to take the pre-req in summer school
- If you get a **RED** alert because you made an **error**, fix before submitting.
- If you get a **RED** alert for **summer school**, type in the ADD COMMENTS box what course you are going to be taking in summer school (for example:  
**“I will be taking CHV201 & GLC201 in summer school”**)

# **SUMMER SCHOOL INFO**

# SUMMER SCHOOL

You can take summer school if:

- you **failed** a course and it is offered in summer school (2 weeks - Credit Recovery)
- you want to **upgrade** a mark (4 weeks full credit)
- you want to **reach ahead** (4 weeks full credit)

\*\*\* eLearning or in person options

**NEW THIS YEAR: SUMMER SCHOOL** registration is open **AT THE SAME TIME AS COURSE SELECTIONS!**

**DO IT AT THE SAME TIME TO SECURE YOUR SPOT!**

All registrations are done on **YOUR** MyBlueprint account.

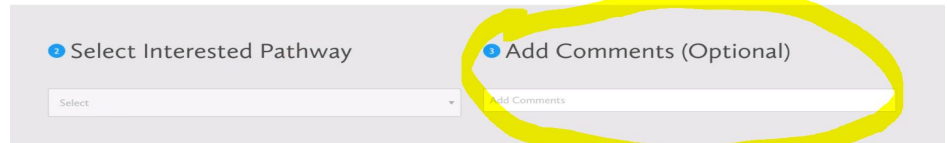


# SUMMER SCHOOL

To indicate you are planning on taking a course in summer school do the following in myBlueprint:

1. Do **NOT select** the course you are wanting/needing to take (e.g. CHV2O1 & GLC2O1) in myBlueprint planner
2. Instead, **choose a different course in place** of that course in your myBlueprint planner
3. When you submit you **MUST** type a comment in the **ADD COMMENTS** box telling us **WHAT COURSE** you are going to be signing yourself up for in Summer School

**“I am taking CHV2O1 & GLC2O1 in summer school”**



The screenshot shows a user interface with two main sections. The first section is titled 'Select Interested Pathway' and contains a dropdown menu with the word 'Select' inside. The second section is titled 'Add Comments (Optional)' and contains a text input field. A yellow circle is drawn around the 'Add Comments (Optional)' section, highlighting it.

- Home
- Who Am I
- High School
- Continuing Education
- Post-Secondary
- Work
- Money
- Guides

## High School

Plan Courses

Official

## Continuing Education Courses


Course Selection

### Continuing Education

Durham Continuing Education (DCE) provides credit and non-credit programming for students age 4 to adult. Students can earn new credits, upgrade previously taken credits, strengthen language skills or learn a new language. DCE provides various methods of delivery to help students find the program and schedule that works for them. Come Live, Learn and Achieve with Durham Continuing Education.

Explore Courses

[Learn More](#)



## Continuing Education Courses

> Summer School – eLearning – July 4 – 27	<i>Submissions Closed</i>
> Summer School – eLearning Extended – July 4 – Aug 24	<i>Submissions Closed</i>
> Summer School – eLearning – July 31 – Aug 24	<i>Submissions Closed</i>
> Summer School – eLearning – Credit Recovery – July 4 – 14	<i>Submissions Closed</i>
> Summer School – eLearning – Credit Recovery – July 17 – 27	<i>Submissions Closed</i>
> Summer School – Full Credit (In Person) – Sinclair – July 4 – 27	<i>Submissions Closed</i>
> Summer School – Credit Recovery (In Person) – Sinclair – July 4 – 14	<i>Submissions Closed</i>
> Summer School – Credit Recovery (In Person) – Sinclair – July 17 – 27	<i>Submissions Closed</i>

# LOTS OF OPTIONS AVAILABLE!

# SUMMER SCHOOL

## Info ABOUT Summer School:

- 6 hours/day is required for both in person & online
- eLearning students must have DDSB Chromebook or personal laptop (cell phones are not recommended) with reliable internet
- Alteration to the schedule cannot be accommodate
- Regular attendance & participation is expected

# **TIMING + REMINDERS**

# COURSE SELECTION DATES

❑ Opens **FEBRUARY 14TH**

❑ Once you hit **SUBMIT** the program will **NOT** let you change your selections – YOU MUST ASK YOUR GUIDANCE COUNSELLOR TO CHANGE YOUR SELECTION

❑ BE SURE BEFORE YOU SUBMIT

❑ **COURSE SELECTIONS** are due **MARCH 2ND**

❑ If you **don't submit**...WE **WILL** choose your classes for you :)

# YOU AND THE TIMETABLE

We create a timetable  
based on what **YOU**  
choose...so choose  
**VERY CAREFULLY.**

# ONE MORE THING...

- ❏ Some ENROLLMENT LIMITS are in place for classes that are limited by space, equipment and teacher availability
- ❏ If the class you want has reached the set enrollment limit, it will say the course is no longer available
- ❏ If you get this message, you must select a different course at course selection time



# **PATHWAY PLANNING BEYOND GR 10**

# PATHWAY PLANNING RESOURCES

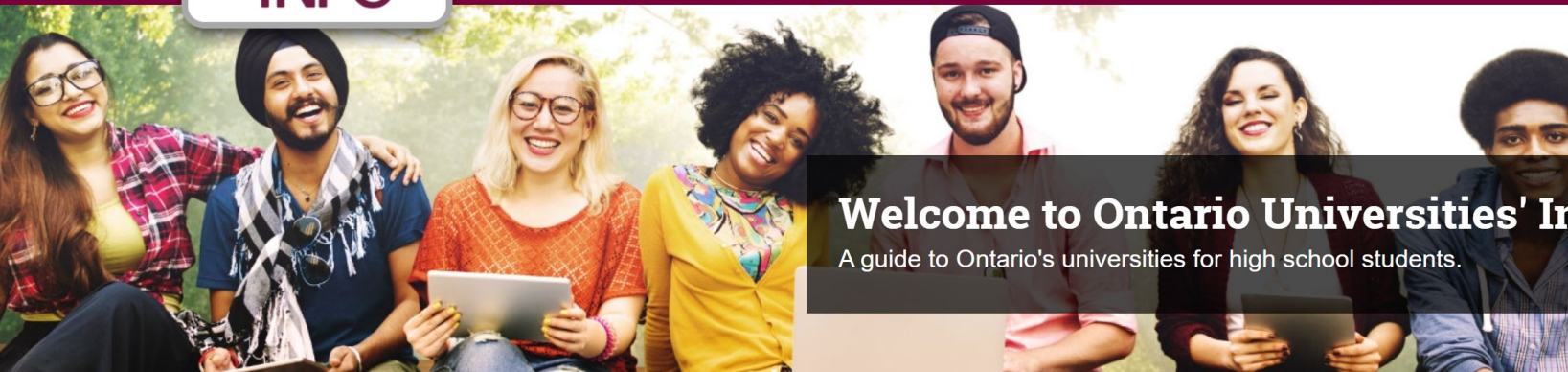
[HIGH CONTRAST](#)[FRANÇAIS](#)[ABOUT](#)[CONTACT](#)[FAQS](#)[HELP](#)

**PROGRAMS**  
WHAT INTERESTS YOU?

**UNIVERSITIES**  
WHERE ARE YOU GOING?

**FINANCE**  
FEES & SCHOLARSHIPS

**APPLICATIONS**  
WHAT YOU NEED TO KNOW



## Find a Program

Search for your ideal program and find out the information you need to apply, like prerequisites, grade requirements and more. Plus, compare your choices.



## Choose a University

Get to know Ontario's universities and where they are located. Find out information about campus visits, residence costs and more!



## How to Apply

Which application is right for me? Answer a few statements to guide you to the proper undergraduate application.

# ONTARIOUNIVERSITIESINFO .CA

# PATHWAY PLANNING RESOURCES

NEWSLETTER

APPLY / LOG IN

FRANÇAIS

ontariocolleges.ca by OCAS

Applying ▾ Colleges ▾ Programs FAQ ▾ Q

## APPLY NOW

Already have an account? [Log in.](#)

AVAILABLE NOW – Programs starting August 2023 - July 2024

WHY COLLEGE?

COLLEGE IS...

HOW DO I...

NEWS & EVENTS

# ONTARIOCOLLEGES.CA

# THANK YOU!

Questions?

Appointment Link:

<https://guidanceinterview.com/s/bhs>

Make an appointment to see me

**Mrs. Shosenberg** or  
send me a Remind.