




**GRADE
9 & 10 & 11
PARENT INFORMATION
SESSION**

WELCOME

Current **grade 9, 10 and 11** parents/students!



Classes of **2026, 2027 and 2028!**

WEBINAR/Q & A INFORMATION

- ❑ For logistical reasons: Audio, Chat and Video are **disabled** for our audience, but please use **Q & A** box to ask a question
- ❑ **Ms. Shosenberg** and **Ms. Morgan-Cook** are hosting and are online as panelists, monitoring and responding to questions
- ❑ This presentation will be posted on our website – Guidance Home Page with hyperlinks

TOPICS COVERED TONIGHT...

- ❑ Goals
- ❑ Graduation Requirements
- ❑ Grade Level Things to Consider
- ❑ Enrollment Limit Explanation
- ❑ Post-Secondary Info
- ❑ Co-op, SHSM, OYAP Info
- ❑ Applications for Courses
- ❑ Summer School

**GET
CONNECTED
STAY
CONNECTED**

A to C

For Students with last names beginning with the letter A to C :

Join class “ **Class of 2028 (Howlett) A-C**” and code @howa-c

D to G

For Students with last names beginning with the letter D to G :

Join class “**Class of 2028 (Howlett) D-G**” and code @howd-g

H to L

For Students with last names beginning with the letter H to L :

Join class “ **Class of 2028 (Howlett) H-L**” and code @howh-l

M to O

For Students with last names beginning with the letter M to O :

Join class “**Class of 2028 (Howlett) M-O**” and code @howm-o

P to R

For Students with last names beginning with the letter P to R :

Join class “ **Class of 2028 (Howlett) P-R**” and code @howp-r

S to Z

For Students with last names beginning with the letter S to Z :

Join class “ **Class of 2028 (Howlett) S-Z**” and code @hows-z

**CURRENT
GRADE 9
STUDENTS/
PARENTS**

MS. MORGAN-COOK'S (MOCO) REMIND INFORMATION CLASS OF 2027

STUDENT REMIND INFO: JOIN CLASS ACCORDING TO THE **FIRST LETTER** OF YOUR **LAST NAME**

MOCO **A - C**

@2027moco**ac**

MOCO **D - H**

@2027moco**dh**

MOCO **I - M**

@2027moco**im**

MOCO **N - S**

@2027moco**ns**

MOCO **T - Z**

@2027moco**tz**

**CURRENT
GRADE 10
STUDENTS**

CURRENT GRADE 10 PARENTS

PARENT REMIND: PLEASE JOIN **MOCOPARENTS 1** FIRST UNTIL IT FILLS UP

MOCOPARENTS **1**

@2027moco**1**

MOCOPARENTS **2**

@2027moco**2**

MOCOPARENTS **3**

@2027moco**3**

SHOSENBERG CLASS of 2026 REMIND

For STUDENTS



USE REMIND APP & JOIN CLASS ACCORDING
TO **YOUR LAST NAME**

Last name A-F

code: @shos2026af

Last name G-M

code: @shos2026gm

Last name N-Z

code: @shos2026nz

SHOSENBERG CLASS of 2026 REMIND

For PARENTS



USE REMIND APP & JOIN CLASS ACCORDING

TO Student's **LAST NAME**

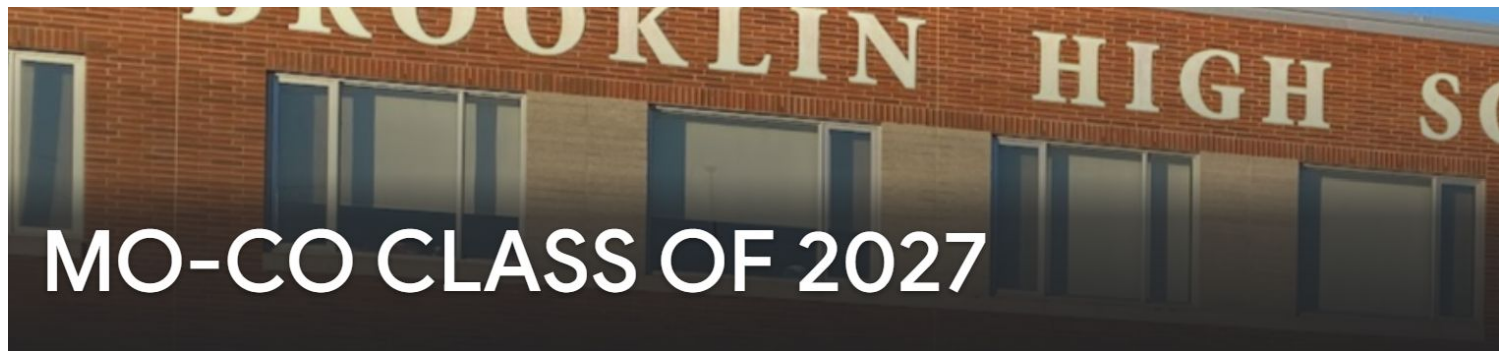
For **Parents:** Here are the REMIND CLASS codes:

Shosenberg Guidance **A - D** @parent26**ad**

Shosenberg Guidance **E - K** @parent26**ek**

Shosenberg Guidance **L - R** @parent26**lr**

Shosenberg Guidance **S - Z** @parent26**sz**



Class of 2026 Guidance Shosenberg

Howlett Guidance, Class of 2028

Lots of information here for your children...you are welcome to look with them.

RESOURCES

Discover your path with



30 Credits my way

Start your Journey

UNDERSTAND and EMBRACE the many options available, making your high school experience enriching and empowering.



EXPERIENTIAL LEARNING OPTIONS

- Dual Credit
- Co-op paid or unpaid
- OYAP Ontario Youth Apprenticeship Program
- OYAP Level 1
- Recognition of Experiential Learning Credit
- Science Centre School
- SHSM
- Focused Apprenticeship Skills Training

Do you have questions?
 Contact your Guidance teacher,
 Inclusive Student Services,
 your Principal or Vice Principal

O'Neill Performing Arts
 Academy for Student
 Athletic Development



SCAN ME

30 Credits my way

Student Success
 Supervised Alternative Learning
 Modified Schedule (SAL)
 Flexible Timetable Options
 Durham Alternative
 Secondary School (DASS)

Have you heard of the **Regional Centres for Success?**



24 CREDITS

30 CREDITS

EXPRESS LANE

Night School
 dce.ca



Durham
 Continuing
 Education
 dce.ca

PLAR
 Prior Learning Assessment
 and Recognition

8 CREDITS

OSSLT

16 CREDITS



EXPRESS LANE

Summer School
 dce.ca

French Immersion

START
 Grade 9

You are in the driver's seat!

IPP **INDIVIDUAL**
PATHWAY PLAN
 myBlueprint
 myblueprint.ca/ddsb

40
COMMUNITY INVOLVEMENT Hours

Work
 Apprenticeship
 College
 University
 Community Living

OSSD Ontario Secondary School Diploma
 • 30 credits in total
 • 40 hours of Community Involvement
 • Completion of the Literacy Requirement
 • Earn at least 2 Online Learning Credits

COA Certificate of Accomplishment
 • Non-credit courses
 • Does not require 40 hours of Community Involvement or OSSLT

OSSC Ontario Secondary School Certificate
 • Minimum of 14 Credits
 • Does not require 40 hours of Community Involvement or OSSLT



EXTERNAL CREDIT OPTIONS

- exchange programs
- international language credits
- conservatory music credits
- accredited private school credits

30CREDITSMYWAY LINK

PATHWAY PLANNING RESOURCES

Navigation: HIGH CONTRAST FRANÇAIS ABOUT CONTACT FAQS HELP Search

ONTARIO UNIVERSITIES INFO

PROGRAMS WHAT INTERESTS YOU? UNIVERSITIES WHERE ARE YOU GOING? FINANCE FEES & SCHOLARSHIPS APPLICATIONS WHAT YOU NEED TO KNOW

Welcome to Ontario Universities' Info
A guide to Ontario's universities for high school students.

[OUINFO.CA](https://ouinfo.ca)

Find a Program

Search for your ideal program and find out the information you need to apply, like prerequisites, grade requirements and more. Plus,

Choose a University

Get to know Ontario's universities and where they are located. Find out information about campus visits, residence costs and more!

How to Apply

Which application is right for me? Answer a few statements to guide you to the proper undergraduate application.



[ONTARIOCOLLEGES.CA](https://ontariocolleges.ca)

ontariocolleges.ca OCAS

NEWSLETTER APPLY / LOG IN FRANÇAIS

Applying ▾ Colleges ▾ Programs FAQ ▾ Q

APPLY NOW

Already have an account? [Log in.](#)

AVAILABLE NOW – Programs starting August 2023 - July 2024



Find Success in the Skilled Trades

A skilled trade is a career path that requires a particular skill set, specialty knowledge and training and is usually hands-on.

Some skilled trades require an apprenticeship. Why would you try an



View the Intro V

<https://buildingtrades.ca/our-affiliates/>



[About](#) [Blog](#) [Contact](#) [Affiliates](#) [Member Area](#) [FR](#)

[In The Trades](#) [Advocacy](#) [Diversity and Inclusion](#) [Apprenticeship](#) [Building It Green](#) [Insights Library](#) [🔍](#)

OUR AFFILIATES



<https://www.skilledtradesontario.ca/>



[Newsroom](#)

[Contact us](#)

[Français \(French\)](#)




[About us](#) ▾ [About trades](#) ▾ [Apprenticeship](#) ▾ [Experienced workers](#) ▾ [Certification](#) ▾

 [Public Register](#)

 [STO Portal](#)

Opportunity in every skill


Skilled Trades Ontario is the one-stop shop for opportunities in the skilled trades, and the promotion of rewarding careers which support Ontario's economy.



UNDERSTANDING OYAP

What is OYAP? (Ontario Youth Apprenticeship Program)

- The Ontario Youth Apprenticeship Program offers students the opportunity to begin an apprenticeship while still in secondary school.

Click the [arrow](#) to learn more about OYAP. 

3 different OYAP opportunities available

Which one fits you best?

OYAP Participant

- It allows students to participate in a skilled trades co-op. This is a fantastic opportunity as the student can make **workplace connections** and **develop skills while earning co-op credits** and hours/competencies that may count **towards their future apprenticeship**.

OYAP RTA

- if a student has an **employer that wants to sign a Registered Training Agreement**, the student can start **counting their hours/competencies as an Apprentice** in high school. OYAP RTA OR OYAP Participant is recommended over the Level 1 program **for students that tend to learn better in a hands-on environment**.

Level 1 OYAP

- This program is scheduled during the **2nd semester of grade 12**. This program is **part time at a College** or Training Delivery Agent and **part time at a co-op placement** (apprenticeship). It is **very demanding** as the program is condensed. There is an application process and it is **highly competitive**. (The competition for an OYAP spot comprises students from five different school boards.) if a student is comfortable with **long days of theoretical learning at college and the trade placement at an adult pace**, we recommend this program for them. Specific final grades are required in the College portion of the program.

Want more specific details about OYAP?

Click [here](#) and [here](#) to read and learn more.

UNDERSTANDING UNIVERSITY ADMISSION REQUIREMENTS

Where to begin? Let's start with understanding the terminology.

Glossary of Terms

- Required Courses
- Recommended Courses
- Admission Average

Click the [arrow icon](#) to read more on these terms. 

Admission Information (required courses)

- OSSD
- 1 ENG4U (English) + 5 4U/M courses
- Programs will have specific course requirements/prerequisites
- Programs could have additional **non-course** requirements **with non-negotiable deadline**
- Note - if a course is **recommended** but not required, it is advised you take it to gain experience/knowledge (e.g. MCV4U1 calculus)

Researching University Programs

Students should research programs' specific required courses/prerequisites.

Ontario Universities information: <https://www.ouinfo.ca/>

East Coast Universities information: Click [here](#) to access the URL.

British Columbia Universities information: Click [here](#) to access the URL.

Saskatchewan Universities information: Click [here](#) to access the URL.

Manitoba Universities information: Click [here](#) to access the URL.

Alberta Universities information: Click [here](#) to access the URL.

Quebec Universities information: Click [here](#) to access the URL.

When the universities calculate my admission average, which courses do they use? Do they average all my courses, only the prerequisites or only the top 6 courses?

Click [here](#) for the answer.

Why would a university be interested in my Grade 11 grades?

Click [here](#) for the answer.

UNDERSTANDING COLLEGE ADMISSION REQUIREMENTS

Where to begin? . Let's start with understanding the terminology.

Glossary of Terms

- Admission Requirements - These requirements are listed as Admission requirements in the **individual college** calendars. Click [here](#) to see an example.
- Highly Competitive Program -

Admission Information

- OSSD
- 4 senior courses at the U, M or C level, including English
- Specific course requirements/prerequisites
- Could have additional **non-course** requirements **with deadlines**
- Could be minimum grade requirements
- [Highly Competitive Programs](#)
- Lots of "pri" programs if you don't get accepted to original program

Researching College Programs

Students should research programs' specific required courses/prerequisites.

Ontario Colleges information:

<https://www.ontariocolleges.ca/en>

This website <https://www.ontariocolleges.ca/en> is a great place to find the following information:

- Types of programs offered at College. Click [here](#) to read more
- Skilled Trades Programs. Click [here](#) to read more
- University degree programs offered at Ontario Colleges. Click [here](#) to read more
- Programs offered in Ontario

This website is organized by College or by Program. Once a program is located, the site will offer a link to the Educational Institution and the details for that specific program.

LEARNING GOALS

LEARNING GOALS...

- Learn about options for your grade **10, 11 and 12** years and beyond
- Learn about resources available to you
- Be reminded of how we and you can support

**STUDENT GOALS
OF GRADE 9 +
10 + 11**

BY THE END OF GRADE 9...

- ❑ **Starting to settle into high school** routines (social, emotional, academic)
- ❑ **Establishing good learning skills** - training for a marathon
- ❑ **Learn** where to access important information
- ❑ **Begin to self-reflect about their skill set and interests**
- ❑ Start to **explore** what they might be interested in pursuing

BY THE END OF GRADE 10...

- ❑ **Settling more** into high school **routines** (social, emotional, academic)
- ❑ **Still working** on **learning skills** and **time management**
- ❑ **Access** info and practice **self-advocacy**
- ❑ Be **more self-reflective** about interests, strengths and areas of growth
- ❑ Start to **investigate** what they might be interested in pursuing - each year they **gain more information about themselves** and **the world around them**

BY THE END OF GRADE 11...

- ❑ **Very settled** into high school **routines** (social, emotional, academic)
- ❑ **Refine** learning skills, time management, and **prioritizing**
- ❑ **Experts** at accessing info and advocating
- ❑ Be **even more** self-reflective about interests, strengths and areas of growth
- ❑ **Narrow down** what they might be interested in pursuing - gain more information about themselves and the world around them

BY THE TIME THEY LEAVE BHS...

- ❑ Have a **plan** or **direction**
- ❑ Know how to clearly **communicate**
- ❑ Experts in **accessing information**
- ❑ Are **self-advocates**
- ❑ Part of a **larger community**
- ❑ **Connected** to themselves and the world around them

THEY CAN START ALL OF THIS NOW...

BHS GUIDANCE PRACTICES

- ❑ Deal directly with the student
- ❑ Share relevant information in a **forum they can access**
- ❑ Provide opportunities (growth, experience, adversity...)
- ❑ Strategy focus
- ❑ Mirror expectations of outside world through our practices (deadlines, proper communication...)

**PARENT/
GUARDIAN
GOALS OF GRADE
9,10 + 11**

BY THE END OF GRADE 9 + 10 + 11

- ❑ **Getting used to** your child's high school routines (social, emotional, academic)
- ❑ Make note and **observe who** and **how** your child is with school work, learning skills, resiliency, perseverance, adversity
- ❑ Start to engage in conversations about strengths and interests
- ❑ Have careful and caring conversations about areas of growth
- ❑ Be aware of **resources available**
- ❑ Don't be working harder for their dreams than they do
- ❑ **Balance** between **YOU knowing**, **YOU asking** and **YOU doing**

TRUST THE PROCESS

GRADUATION REQUIREMENTS

GRADUATION REMINDERS – CLASS of 2026 + 2027

- You need **30** credits to graduate
- **18** COMPULSORY + **12** ELECTIVES
- Of the 30, you will need **2** eLearning Credits ***
- Pass the OSSLT
- **40** hours of Community Service

*** there is an “opt out” option!!!

GRADUATION REMINDERS – CLASS of 2028

- You need **30** credits to graduate
- **17** COMPULSORY + **13** ELECTIVES
- Of the 30, you will need **2** eLearning Credits ***
- Pass the OSSLT
- **40** hours of Community Service
- Grade 9 or 10 technology credit

*** there is an “opt out” option!!!

For Students who started grade 9 after Fall 2024

OSSD Ontario Secondary School Diploma

What do you need to graduate from high school?

New!

17 Compulsory Credits

Students must earn the following compulsory credits to obtain the Ontario Secondary School Diploma:

Credits	Subject
4	English (1 credit per grade)*
3	Mathematics (Grade 9, Grade 10, 1 Credit in Grade 11 or 12)
2	Science
1	Canadian Geography (Grade 9)
1	French as a Second Language
1	Canadian History (Grade 10)
1	Health and Physical Education
1	Arts (Drama, Music, Visual Arts, Media Arts)
0.5	Career Studies
0.5	Civics and Citizenship
1	Technological Education
	STEM Related Course Group
	Business Studies
	Cooperative Education
1	Mathematics (in addition to the 3 compulsory credits)
	Science (in addition to the 2 compulsory credits)
	Technological Education (in addition to the 1 compulsory credits)

- 1** 30 credits in total
- 2** 40 hours of Community Involvement
- 3** Completion of the Literacy Requirement
- 4** Earn at least 2 Online Learning Credits

In addition, students must complete:

✓	13 elective credits †
✓	40 hours of community involvement activities
✓	provincial literacy requirement

Starting in September 2025, you must earn a new **Mathematics Course** as part of the **STEM Related Course Group** requirement as part of the **17 compulsory credits**. This new requirement is **higher to pass this new requirement.**

The following apply to compulsory credit selections

- The Grade 11 English: Understanding Contemporary First Nations, Métis and Inuit Voices course to meet the Grade 11 English compulsory credit requirement.
- You can use the Grade 9 Expressions of First Nations, Métis, and Inuit Cultures course to meet the compulsory credit requirement in the arts.
- You must earn 13 optional credits by successfully completing courses from your school's program and course calendar.
- Optional credits may include up to 4 credits earned through approved dual credit programs.



OSSD Ontario Secondary School Diploma

What do you need to earn an OSSD?



18 Compulsory Credits

Students must earn the following compulsory credits to obtain the Ontario Secondary School Diploma:

Credits	Subject
4	English (1 credit per grade)*
3	Mathematics (1 credit in Grade 11 or 12)
2	Science
1	Canadian History
1	Canadian Geography
1	Arts
1	Health and Physical Education
1	French as a Second Language
0.5	Career Studies
0.5	Civics

Plus one credit from each of the following groups:

Credits	Subject
1	Group 1
	English or French as a second language**
	A Native language
	A Classical or International Language
	Social Sciences and the Humanities
	Canadian and World Studies
1	Group 2
	Health and Physical Education
	The Arts
	Business Studies
	French as a Second Language**
	Cooperative Education***
1	Group 3
	Science (Grade 11 or 12)
	Technological Education
	French as a Second Language**
	Computer Studies
	Cooperative Education***

- 1** 30 credits in total
- 2** 40 hours of Community Involvement
- 3** Completion of the Literacy Requirement
- 4** Earn at least 2 Online Learning Credits*

*Applies to students who entered Grade 9 in the 2020-21 school year. Due to the province-wide school closures from April 2021 to June 2021, these students may be granted one credit towards the graduation requirement.

In addition, students must complete:

✓	12 elective credits†
✓	40 hours of community involvement activities
✓	the provincial literacy requirement

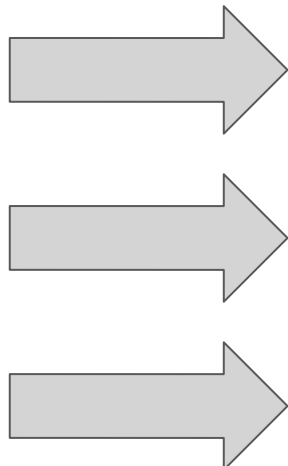
*A maximum of 3 credits in English as a Second Language (ESL) or English Literacy Development (ELD) may be counted towards the 4 compulsory credits in English, but the fourth must be a credit earned for a Grade 12 compulsory English course.

**In groups 1, 2 and 3, a maximum of 2 credits in French as a Second Language can count as compulsory credits, one from group 1 and one from either group 2 or 3.

***A maximum of 2 credits in cooperative education can count as compulsory credits.

† The 12 elective credits may include up to 4 credits earned through approved dual credit courses.

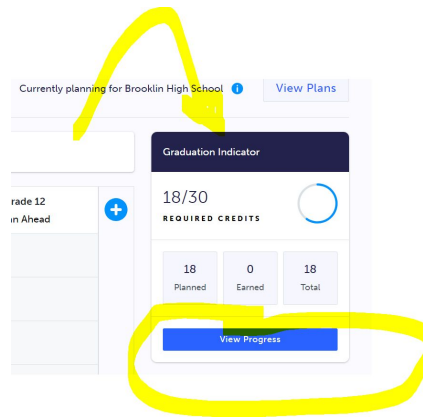
* For the up-to-date information on OSSD requirements please visit ddsb.ca.



Use **myBlueprint** to help track your **Graduation Progress**.

When you complete a course, the **EARNED** will update.

Use the **PLANNED** column to make sure you are choosing courses that you need to meet your missing graduation requirements.



Graduation Progress

	18 required credits planned	0 required credits earned	30 total required for graduation
Compulsory			0/18 Credits
	Planned	Earned	Required
4 Credits in English (1 credit per grade)	2	0	2/4
1 Credit in French As a Second Language	1	0	1/1
3 Credits in Mathematics (at least 1 credit at the grade 11 or grade 12 level)	2	0	2/3
2 Credits in Science	2	0	2/2
1 Credit in Arts	1	0	1/1
1 Credit in Health and Physical Education	1	0	1/1
0.5 Credit in Civics	0.5	0	0.5/0.5
0.5 Credit in Guidance and Career Education	0.5	0	0.5/0.5
1 Credit in History	1	0	1/1
1 Credit in Geography	1	0	1/1
Group 1 - 1 additional Credit in English, French As a Second Language, Classical Studies and International Languages, Native Languages, ASL, Social Sciences and Humanities, Canadian and World Studies, Guidance and Career Education, Cooperative Education, Grade 11 World Religions, or First Nations, Métis, and Inuit studies	1	0	1/1
Group 2 - 1 additional credit in Health and Physical Education, Arts, Business Studies, French As a Second Language, or Cooperative Education	1	0	1/1
Group 3 - 1 additional credit in Science (at least 1 credit in grade 11 or 12), Technological Education, French as a Second Language, Computer Studies, Cooperative Education	1	0	1/1


ELEARNING OPT OUT OPTION

IF you are **NOT** planning on taking two **asynchronous eLearning credits**, your parent/guardian must fill in this **OPT OUT** form.

Forms are available in **guidance**

Return the completed form to guidance and you will **NOT** have to take 2 eLearning credits to graduate

<https://www.ddsb.ca/en/programs-and-learning/online-learning-graduation-requirement.aspx#Opting-Out-of-the-eLearning-Graduation-Requirement>



The image shows a portion of a form titled "Opting Out of the eLearning Graduation Requirement" from the DDSB (District of Deseronto School Board). The form includes a header with the DDSB logo, a consent statement for parents/guardians, and several input fields for student and parent/guardian information.

Parent/Guardians complete this page if your student is under the age of 18

I agree with the following statements:
Having reviewed the online learning graduation requirement and the availability of supports for online learning through my child's school, I would like to opt my child out of this requirement.

The benefits of online learning have been shared with me by the school, including how the development of digital literacy and other important transferable skills are intended to help progress students for success after graduation and in all aspects of their lives.

I understand the following statements:
Upon receipt of this form by the school, my child will not be required to earn two online learning credits to earn an Ontario Secondary School Diploma.
My child will face no academic penalties for opting out of this graduation requirement.
My child will continue to complete all other applicable graduation requirements.
This will be recorded on my child's transcript as "Online Learning Graduation Requirement - Non-Applicable".

Student's First Name	Student's Last Name
Parent/Guardian First Name	Parent/Guardian Last Name
Parent/Guardian Signature	
Date	

PLEASE NOTE:
Upon receipt, this form will be included in the Ontario Student Record.
If you have questions, please contact the Guidance Department at your high school.

ELEARNING OPT OUT OPTION

If you fill the form in and decide to do 2 eLearning courses, **no problem!**

But if you DO NOT fill the form in you will **HAVE** to take **2** asynchronous eLearning classes **to graduate**

HOW TO SPEAK COURSE CODE

Decoding a Course Code

Courses use a 6-character course code for Identification.

- The first 5 characters of the course code are set out by the Ministry of Education.
- The sixth character is used by school boards to identify a specific characteristic of the course.
For example, French Immersion is identified in the DDSB with an "F".

CHC 2D1

These 3 letters identify the subject. The first letter in the course code denotes the course's department area.

A = Arts
B = Business
C = Canadian and World Studies
E = English
F = French
G = Guidance and Career Education
H = Humanities and Social Sciences
L = International Languages
M = Mathematics
P = Physical Education
S = Sciences
T = Technology

This number identifies the grade.

1 = Grade 9
2 = Grade 10
3 = Grade 11
4 = Grade 12



This letter identifies the course type.

Grades 9-10
D = Academic
L = Locally Developed
O = Open
P = Applied (*only available in grade 10*)
W = De-streamed

Grades 11-12

C = College
E = Workplace
M = College/University
O = Open
U = University



Schools use this final character to distinguish course delivery

PATHWAYS FOR GRADE 10

PATHWAY OPTIONS FOR GRADE 10

From **DE-STREAMED (W)** in GRADE 9 to ...

- **Locally Developed (L)**
- **Applied (P)**
- **Academic (D)**

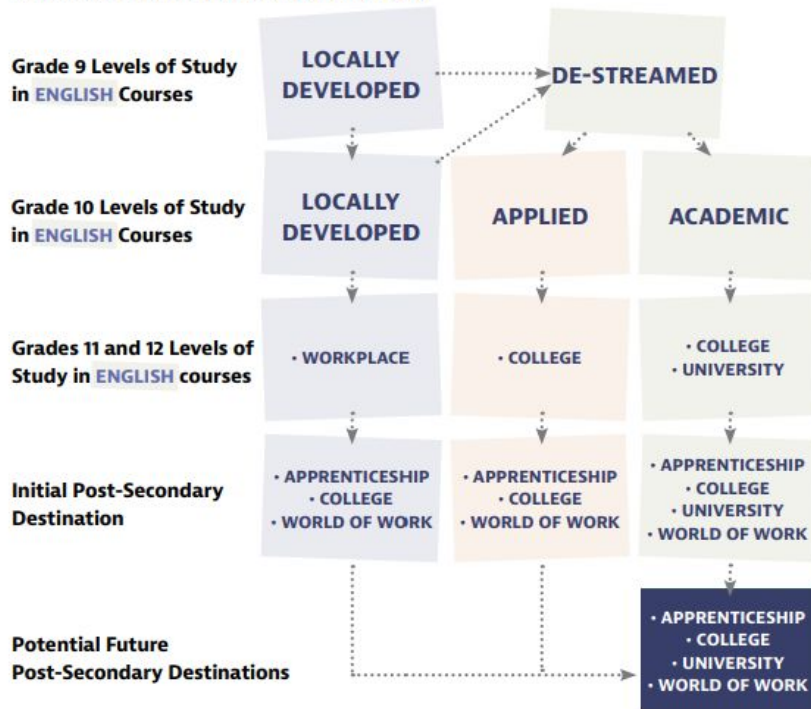
When choosing courses - you can choose a variety of levels that BEST suits YOUR strengths and goals

For example: ENG2**D**1 and MFM2**P**1

Pathway Steps for All

Your education is only the beginning of a journey and does not determine your destination. Pathways can change. Focus on the journey.

High School and Beyond: Apprenticeship, College, University and the World of Work *Ask your Grade 8 teacher, Grade 7/8 Student Success Teachers, SERT, or guidance counsellor about potential options.



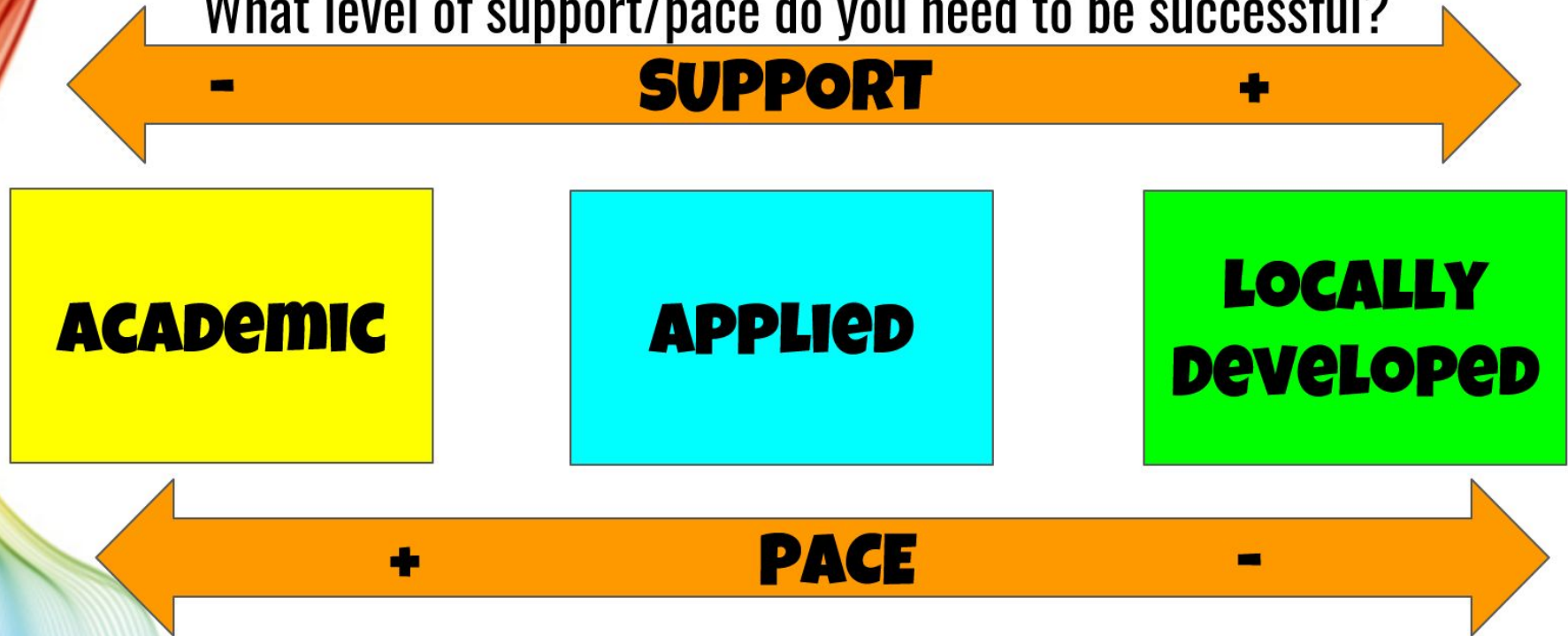
The Ontario Ministry of Education's Creating Pathways to Success document grounds our belief that: *all students can be successful, success comes in many forms and there are many pathways to success.*

LOCALLY DEVELOPED	APPLIED	ACADEMIC
<ul style="list-style-type: none"> ▪Emphasis on basic concepts ▪More hands on, practical examples ▪Directed, step by step, teacher-directed approach to learning ▪Potential option to upgrade to applied 	<ul style="list-style-type: none"> ▪Covers core concepts ▪More hands on, practical examples ▪Directed, step by step, teacher-directed approach to learning ▪More class time given for assignment completion, then unfinished work finished at home ▪covers concepts at a slower pace compared to the academic level 	<ul style="list-style-type: none"> ▪Covers core concepts PLUS additional material ▪MORE theory, explaining, interpreting & analyzing ▪independent, student initiated, student-directed learning ▪Assignments begin in class time but finished at home <p>Students are able to:</p> <ul style="list-style-type: none"> ▪infer, elaborate upon, and apply concepts ▪work independently ▪cover larger amounts of material at a faster pace

LOCALLY DEVELOPED	APPLIED	ACADEMIC
<ul style="list-style-type: none"> ▪ Lower Teacher/student ratio than applied ▪ Pathway leads to the workplace level Grade 11 & 12 courses 	<ul style="list-style-type: none"> ▪ Lower Teacher/student ratio than academic ▪ Pathway leads to College and Mixed level Grade 11 & 12 courses <p>*PLEASE NOTE: Many university programs do NOT require academic/university level math</p>	<ul style="list-style-type: none"> ▪ Higher Teacher/student ratio than applied or locally developed ▪ Pathway leads to University and Mixed and College level Grade 11 & 12 courses

MAKING INFORMED DECISIONS

What's your next best move? Think about each course on it's own.
What level of support/pace do you need to be successful?



THE RIGHT PATHWAY CHOICE

Appropriate pathway choice MEANS MORE **ENGAGED** STUDENTS who...

- Look forward to attending class
- Have a sense of accomplishment
- Feel challenged but **NOT overwhelmed**
- Have a feeling of **increased** self-confidence & self-esteem
- Are self-advocates & are self-motivated

engagement = success = happiness

**WHAT DOES
GRADE 10
LOOK LIKE**

WHAT DOES GRADE 10 LOOK LIKE

5 classes are **COMPULSORY**

■ **ENGLISH**

■ **MATH**

■ **SCIENCE**

■ **HISTORY**

■ **CIVICS & CAREERS**



Make sure they
choose the
appropriate level
for **THEM!**

WHAT DOES GRADE 10 LOOK LIKE? cont'd

3 classes are **ELECTIVES**

- STUDENTS must also choose **2** **ALTERNATE** courses if they don't get their first choice of electives

- There are **MANY** choices for grade 10 electives... (all posted on google classroom)

<https://app.myblueprint.ca/public/courses/ddsb/brooklinhs>

PATHWAYS FOR GRADE 11

PATHWAYS – FROM GR 10 TO 11




Courses were called ACADEMIC (D) & APPLIED (P) but now...

- ❑ UNIVERSITY (**U**)
- ❑ COLLEGE (**C**)
- ❑ COLLEGE/UNIVERSITY (**M**)
- ❑ OPEN (**O**)
- ❑ WORKPLACE (**E**)
- ❑ PAY ATTENTION TO THE
4th and **5th** DIGIT OF THE COURSE CODE:

NBE3U1

ENGLISH COURSES OPTIONS

ENGLISH PATHWAYS:

Grade 11 College English 	Grade 12 College English
Grade 11 University English 	Grade 12 University English OR Grade 12 College English
Grade 11 Essential English 	Grade 12 Essential English

WHERE DO THE GRADE 12 COURSES LEAD?


Grade 12 College English	COLLEGE
Grade 12 University English	UNIVERSITY OR COLLEGE
Grade 12 Essential English	WORKPLACE*

* some experiential college pathway options, see guidance

UNDERSTANDING OYAP

What is OYAP? (Ontario Youth Apprenticeship Program)

- The Ontario Youth Apprenticeship Program offers students the opportunity to begin an apprenticeship while still in secondary school.

Click the [arrow](#) to learn more about OYAP. 

3 different OYAP opportunities available

Which one fits you best?

OYAP Participant

- It allows students to participate in a skilled trades co-op. This is a fantastic opportunity as the student can make **workplace connections** and **develop skills while earning co-op credits** and hours/competencies that may count **towards their future apprenticeship**.

OYAP RTA

- If a student has an **employer that wants to sign a Registered Training Agreement**, the student can start **counting their hours/competencies as an Apprentice** in high school. OYAP RTA OR OYAP Participant is recommended over the Level 1 program **for students that tend to learn better in a hands-on environment**.

Level 1 OYAP

- This program is scheduled during the **2nd semester of grade 12**. This program is **part time at a College** or Training Delivery Agent and **part time at a co-op placement** (apprenticeship). It is **very demanding** as the program is condensed. There is an application process and it is **highly competitive**. (The competition for an OYAP spot comprises students from five different school boards.) If a student is comfortable with **long days of theoretical learning at college and the trade placement at an adult pace**, we recommend this program for them. Specific final grades are required in the College portion of the program.

Want more specific details about OYAP?

Click [here](#) and [here](#) to read and learn more.

UNDERSTANDING UNIVERSITY ADMISSION REQUIREMENTS

Where to begin? Let's start with understanding the terminology.

Glossary of Terms

- Required Courses
- Recommended Courses
- Admission Average

Click the [arrow icon](#) to read more on these terms. 

Admission Information (required courses)

- OSSD
- 1 ENG4U (English) + 5 4U/M courses
- Programs will have specific course requirements/prerequisites
- Programs could have additional **non-course** requirements **with non-negotiable deadline**
- Note - if a course is **recommended** but not required, it is advised you take it to gain experience/knowledge (e.g. MCV4U1 calculus)

Researching University Programs

Students should research programs' specific required courses/prerequisites.

Ontario Universities information: <https://www.ouinfo.ca/>

East Coast Universities information: Click [here](#) to access the URL.

British Columbia Universities information: Click [here](#) to access the URL.

Saskatchewan Universities information: Click [here](#) to access the URL.

Manitoba Universities information: Click [here](#) to access the URL.

Alberta Universities information: Click [here](#) to access the URL.

Quebec Universities information: Click [here](#) to access the URL.

When the universities calculate my admission average, which courses do they use? Do they average all my courses, only the prerequisites or only the top 6 courses?

Click [here](#) for the answer.

Why would a university be interested in my Grade 11 grades?

Click [here](#) for the answer.

UNDERSTANDING COLLEGE ADMISSION REQUIREMENTS

Where to begin? . Let's start with understanding the terminology.

Glossary of Terms

- Admission Requirements - These requirements are listed as Admission requirements in the **individual college** calendars. Click [here](#) to see an example.
- Highly Competitive Program -

Admission Information

- OSSD
- 4 senior courses at the U, M or C level, including English
- Specific course requirements/prerequisites
- Could have additional **non-course** requirements **with deadlines**
- Could be minimum grade requirements
- [Highly Competitive Programs](#)
- Lots of "pri" programs if you don't get accepted to original program

Researching College Programs

Students should research programs' specific required courses/prerequisites.

Ontario Colleges information:

<https://www.ontariocolleges.ca/en>

This website <https://www.ontariocolleges.ca/en> is a great place to find the following information:

- Types of programs offered at College. Click [here](#) to read more
- Skilled Trades Programs. Click [here](#) to read more
- University degree programs offered at Ontario Colleges. Click [here](#) to read more
- Programs offered in Ontario

This website is organized by College or by Program. Once a program is located, the site will offer a link to the Educational Institution and the details for that specific program.

**WHAT DOES
GRADE 11 LOOK
LIKE?**

WHAT DOES GRADE 11 LOOK LIKE?

2 classes are **COMPULSORY**

ENGLISH (U, C, E)

Note English is not ENG in gr 11

BUT NBE: NBE3U1, NBE3C1 OR NBE3E

MATH (U, M, C, E)

WHAT DOES GRADE 11 LOOK LIKE?

6 classes are **ELECTIVES**

- STUDENTS must also choose **2 ALTERNATE** courses if they don't get their first choice of electives
- There are **MANY** choices for grade 11 electives
- <https://app.myblueprint.ca/public/courses/ddsb/brooklinhs>

**THINGS TO
CONSIDER FOR
CURRENT 9s
AND 10s**

THINGS TO CONSIDER...

What are my **strengths**? **areas of growth**?


What do I honestly **LIKE**? What do I honestly **DISLIKE**?

What subjects do I **most** enjoy?

Do I like **literacy** or **numeracy** based courses? Or do I like both?

Pathway for the future... What do I **need to take** to end up there?

WHO am I...**WHO** do I want to be?



GUIDING QUESTIONS



What do you do in your **free time**?

When are you **most engaged**? What are you doing?

What would your **ideal class** look like, sound like, feel like?

What would your **ideal job** look like, sound like, feel like?

What do you **enjoy** reading, scrolling through, or learning about?

HOW DO YOU DECIDE WHICH ELECTIVES?

Talk to **SUBJECT SPECIFIC TEACHERS**

Talk to others: Guidance Counsellor, students, siblings...

Use myBlueprint to explore courses

See where the grade **10 and 11 Course leads** in other grades

Think about **required courses for Grade 11 and 12**

(MIGHT NEED A GRADE 10 COURSE TO TAKE A GRADE 11 COURSE)

PATHWAYS PRESENTATION

This is posted on my **Guidance Google Classroom**

Grade 10 to Grade 11 Course Pathways

English, Math & Science

COURSE SELECTION FOR GRADE 11



Pathways to Grade 11 (Math, Science and ...

Posted 7:27 PM



Here is a presentation created by Ms. Shosenberg for last year's grade 10s. It is full of LOTS of useful information when thinking about what pathway to choose for grade 11 classes.

Grade 10 to Grade 11 Course Pathways

Copy of Grade 10 to Gra...
Google Slides

English, Math & Science



THE MATH MYTH

Grade 9 Current Year	Grade 10 Next Year	Grade 11 Plan Ahead	Grade 12 Plan Ahead
ENL1W1 - De-Streamed... ENL1W1 • 1 Credit	ENG2D1 - Academic ... ENG2D1 • 1 Credit	+ English	+ English
MTH1W1 - De-Streamed... MTH1W1 • 1 Credit	MFM2P1 - Applied M... MFM2P1 • 1 Credit	MCF3M1 - College/U... MCF3M1 • 1 Credit	MDM4U1 - Data Man... MDM4U1 • 1 Credit



**ELEARNING @
BHS**

ASYNCHRONOUS eLEARNING CLASSES

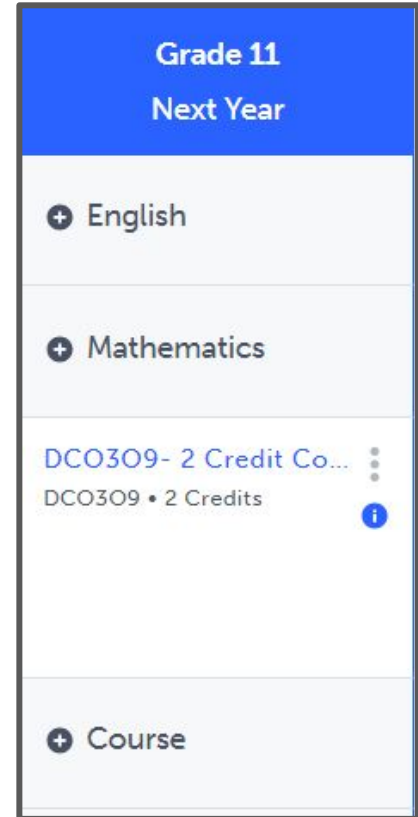
- ❑ Will be required to complete **2** Asynchronous eLearning courses to graduate
- ❑ It is recommended that you take this in Grade 11
WANT TO OPT OUT – **REMEMBER TO FILL IN THE FORM**
- ❑ eLearning might work for your child
- ❑ Choose **ELERN1**, then choose a Course from the list in myBlueprint
- ❑ Online asynchronous courses, students work independently with an Online Teacher, not in real time & they work in school work spaces or at home.

CO-OP

(FOR GRADE 11s AND 12s)

CO-OPERATIVE EDUCATION

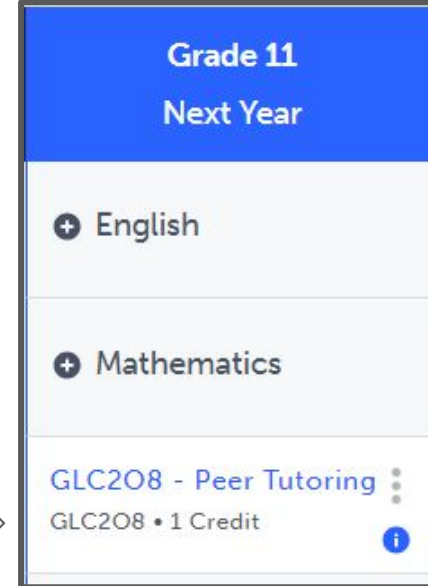

- ❑ 2 (DCE309) CREDIT CO-OP (GRADE 11)
- ❑ 4 (GLN409) CREDIT CO-OP (GRADE 12)
- ❑ 2 periods in the morning or in the afternoon
- ❑ 4 periods all day
- ❑ students will be working at a job placement
- ❑ Transportation is your responsibility
- ❑ **Choose on myBluePrint**
- ❑ **AND**
- ❑ **Complete the APPLICATION**
- ❑ **DUE: FEBRUARY 25TH**



** Cannot choose Co-op courses as an ALTERNATE

CO-OPERATIVE EDUCATION

- ❑ **1 (GLC208) CREDIT PEER TUTORING**
- ❑ 1 period helping a BHS classroom teacher
- ❑ Placements are in Gr. 9 De-streamed courses (English, Math, Geo, Science, French, PLP ONLY)
- ❑ **Choose on myBluePrint**
AND
- ❑ **Complete the APPLICATION**
DUE: FEBRUARY 25 TH



** Cannot choose Co-op courses as an ALTERNATE

CO-OPERATIVE EDUCATION

Examples of 2 Credit Co-op Opportunities

Local Elementary Schools
Auto Shops
Local retail stores
Hair Salons
Restaurants
Dawson Dental
Brooklin Natural Health Centre
Schoolhouse Playcare
McKinney Arena
Cindy's Alterations

- ❑ Trade co-op placements, like electrical, HVAC, plumbing, construction, etc. are usually 4 credit co-op or OYAP placements for **students in grade 12**
- ❑ **Regardless of placement - the experience and credits earned are still valuable**
- ❑ If you have an employer connection, the Co-op department is always willing to work with you to try and make your work placement happen.

**SPECIALIST HIGH
SKILLS MAJOR
(SHSM)**

WHAT IS A SHSM PROGRAM?

- ❑ A bundle of credits and experiences to support interest in a specific sector
- ❑ SHSM seal on OSSD
- ❑ Must complete specific **8 - 10** credits in students selected field **including co-op (no co-op = no SHSM seal)**
- ❑ Earn industry certifications
- ❑ SHSM lead teachers will help monitor and assist students along the way

<https://www.ontario.ca/page/specialist-high-skills-major>

SHSM OPPORTUNITIES @BHS

CULINARY (RULE)

AUTOMOTIVE (BENT) TTJ3C1

ENVIRONMENT (KIRCHNER) GPP3O1

SPORTS (PARFITT + WRIGHT) PAI3O1

SUMMER SCHOOL INFO

SUMMER SCHOOL

Your child can take summer school if:

- **failed** a course and it is offered in summer school (2 weeks)
- want to **upgrade** a mark (4 weeks)
- want to **reach ahead** (4 weeks)

SUMMER SCHOOL registration is open **AT THE SAME TIME AS COURSE SELECTIONS!** **DO IT AT THE SAME TIME TO SECURE YOUR SPOT!**

All registrations are done through **THEIR** MyBlueprint account.

COURSE SELECTION TIMING

COURSE SELECTION DATES

☐ Opened **FEBRUARY 11 TH**

☐ Once you hit **SUBMIT** the program will **NOT** let you change your selections

☐ BE SURE BEFORE YOU SUBMIT

☐ To change classes after you submit let us know so so we can re-allow submission

☐ **COURSE SELECTIONS** are due **FEBRUARY 25 TH**

☐ If you **don't submit**...I **WILL** choose your classes for you :)

YOUR CHILD & THE TIMETABLE

Make thoughtful choices

We create a timetable
based on what **THEY**
choose (student voice)...

...EXCEPT...

- ❑ ...we **are limited** by teacher, physical space, program availability and equipment
- ❑ **ALL TECH CLASSES HAVE LIMITED NUMBERS**
- ❑ Timing myths/worries
- ❑ Course selection
- ❑ Breathe and trust the process

IF...

- ❑ If the class your child is interested in has reached the set enrollment limit, it will say the course is no longer available
- ❑ If your child gets this message, they must select a different course at course selection time
- ❑ Encourage your child to select the course they are interested in taking as their alternate instead



"I Did Not Get To Select The Tech I Wanted"

Current Grade 9s, 10s and 11s...please fill this form in by **March 30th** if:

1. You chose more than one tech on your course planner for next year **AND/OR**
2. The tech course you were looking to take had hit the enrollment limit and you had to choose it as an alternate.

During the timetabling process we will do our absolute best to try to **evenly distribute the tech courses** based on this information.

Note: If you are in grade 9 and did not take TAS101 this year and you need a tech course in grade 10, you will get priority to a grade 10 tech course as that is a graduation

**WHAT DOES
GRADE 12 LOOK
LIKE?**

WHAT DOES GRADE 12 LOOK LIKE?

1 CLASS IS COMPULSORY

❑ ENGLISH (U, C, E)

- ❑ ENG4U
- ❑ ENG4C
- ❑ ENG4E

Make sure you
choose the
appropriate
level for YOU!

WHAT DOES GRADE 12 LOOK LIKE?

7 CLASSES ARE ELECTIVES

YOU MUST ALSO CHOOSE **2 ALTERNATES**

IF YOU DON'T GET YOUR FIRST CHOICE OF ELECTIVES

- ❑ THERE ARE **MANY** CHOICES FOR GRADE 12 ELECTIVES...

<https://app.myblueprint.ca/public/courses/ddsb/brooklinhs>

BUT I WANT TWO SPARES...

- ❑ **We get it**, we assure you
- ❑ They can have spares...but...we ask they only pick 1 on their requests for next year
- ❑ This allows informed CHOICE to happen
- ❑ Gives them a chance to TRY THINGS ON
- ❑ Space in case things don't work out
- ❑ Allows more elective option availability

**MANY ELECTIVE
OPTIONS**

myBluePrint & Course selection



Course Listings for 2025 - 2026



myBlueprint link



Course Applications



OYAP 2026 Registration Process



Summer School Info



Math Course Pathway

3

GRADE 12 COURSES

COMPULSORY COURSES

(Students must select **one** ENGLISH course)

English	University College Workplace	EN34U1 EN34C1 EN34E1
English as a Second Language - for current ESL/ELL students	Open	ELLAD1

OPTIONAL COURSES

(Students must select **several** courses based on diploma requirements and **two** alternate courses). STUDY PERIODS will be granted based on credit accumulation and potential graduate status.

THE ARTS

Drama	University/College	AD44E1
Music - Instrumental	University/College	AMU4M1
Visual Arts Painting	University/College Open	AV24H1 AVW201

BUSINESS STUDIES

Business Leadership: Management Fundamentals Investment & Finance	University/College University	BD44N1*** BD44U1*
International Business Fundamentals Entrepreneurial Studies/Venture	University/College College	BD24M1 BDV4C1

COMPUTER STUDIES

Computer Science	University	CC44U1
------------------	------------	--------


**GRADE 12 COURSE
INFORMATION ...
INFO DIRECTLY
FROM THE
TEACHERS**

COURSES that REQUIRE APPLICATIONS

Courses	Deadline
2 or 4 Co-op	FEBRUARY 25TH
OYAP	BHS app FEBRUARY 25TH, THEN DDSB app DUE APRIL*
Peer Tutoring/SHSM	FEBRUARY 25TH
PLF4M Recreation Leadership	FEBRUARY 25TH
BOH4M Business Leadership	FEBRUARY 25TH

**THINGS TO
CONSIDER FOR
GRADE 12...**


THINGS TO CONSIDER



- Think of your **skills, character traits, personality characteristics, interests**
- Try to **MIRROR** these in a pathway choice




THINGS TO CONSIDER...



- What do I **ENJOY** doing? If you don't enjoy something...it is unlikely you are going to enjoy it more in post-secondary.
- Do you like **literacy** or **numeracy** based courses or both?
 - Do I like **theoretical** or **practical** learning
- **WHAT PATHWAY SUITS ME...COLLEGE? UNIVERSITY? APPRENTICESHIP? WORLD OF WORK?**
- What do I **need to take** in order to end up where **I want** to go?

THINGS TO CONSIDER




- We acknowledge that the choice can feel **OVERWHELMING**
- Do things to help **reduce that feeling** (don't avoid thinking or researching, lead with **your voice** not the voice of others)
- **Do the research now** so you have a clearer picture of what direction you are heading
- Spend some **time** considering **ALL** of your options
- **Use the tools** that are at your **fingertips** (websites, virtual tours, youtube...)

**Now that you have
considered all of the
things ... it is time to
RESEARCH**

UNDERSTANDING OYAP

What is OYAP? (Ontario Youth Apprenticeship Program)

- The Ontario Youth Apprenticeship Program offers students the opportunity to begin an apprenticeship while still in secondary school.

Click the [arrow](#) to learn more about OYAP. 

3 different OYAP opportunities available

Which one fits you best?

OYAP Participant

- It allows students to participate in a skilled trades co-op. This is a fantastic opportunity as the student can make **workplace connections** and **develop skills while earning co-op credits** and hours/competencies that may count **towards their future apprenticeship**.

OYAP RTA

- If a student has an **employer that wants to sign a Registered Training Agreement**, the student can start **counting their hours/competencies as an Apprentice** in high school. OYAP RTA OR OYAP Participant is recommended over the Level 1 program **for students that tend to learn better in a hands-on environment**.

Level 1 OYAP

- This program is scheduled during the **2nd semester of grade 12**. This program is **part time at a College** or Training Delivery Agent and **part time at a co-op placement** (apprenticeship). It is **very demanding** as the program is condensed. There is an application process and it is **highly competitive**. (The competition for an OYAP spot comprises students from five different school boards.) If a student is comfortable with **long days of theoretical learning at college and the trade placement at an adult pace**, we recommend this program for them. Specific final grades are required in the College portion of the program.

Want more specific details about OYAP?

Click [here](#) and [here](#) to read and learn more.

UNDERSTANDING UNIVERSITY ADMISSION REQUIREMENTS

Where to begin? Let's start with understanding the terminology.

Glossary of Terms

- Required Courses
- Recommended Courses
- Admission Average

Click the [arrow icon](#) to read more on these terms. 

Admission Information (required courses)

- OSSD
- 1 ENG4U (English) + 5 4U/M courses
- Programs will have specific course requirements/prerequisites
- Programs could have additional **non-course** requirements **with non-negotiable deadline**
- Note - if a course is **recommended** but not required, it is advised you take it to gain experience/knowledge (e.g. MCV4U1 calculus)

Researching University Programs

Students should research programs' specific required courses/prerequisites.

Ontario Universities information: <https://www.ouinfo.ca/>

East Coast Universities information: Click [here](#) to access the URL.

British Columbia Universities information: Click [here](#) to access the URL.

Saskatchewan Universities information: Click [here](#) to access the URL.

Manitoba Universities information: Click [here](#) to access the URL.

Alberta Universities information: Click [here](#) to access the URL.

Quebec Universities information: Click [here](#) to access the URL.

When the universities calculate my admission average, which courses do they use? Do they average all my courses, only the prerequisites or only the top 6 courses?

Click [here](#) for the answer.

Why would a university be interested in my Grade 11 grades?

Click [here](#) for the answer.

UNDERSTANDING COLLEGE ADMISSION REQUIREMENTS

Where to begin? . Let's start with understanding the terminology.

Glossary of Terms

- Admission Requirements - These requirements are listed as Admission requirements in the **individual college** calendars. Click [here](#) to see an example.
- Highly Competitive Program -

Admission Information

- OSSD
- 4 senior courses at the U, M or C level, including English
- Specific course requirements/prerequisites
- Could have additional **non-course** requirements **with deadlines**
- Could be minimum grade requirements
- [Highly Competitive Programs](#)
- Lots of "pri" programs if you don't get accepted to original program

Researching College Programs

Students should research programs' specific required courses/prerequisites.

Ontario Colleges information:

<https://www.ontariocolleges.ca/en>

This website <https://www.ontariocolleges.ca/en> is a great place to find the following information:

- Types of programs offered at College. Click [here](#) to read more
- Skilled Trades Programs. Click [here](#) to read more
- University degree programs offered at Ontario Colleges. Click [here](#) to read more
- Programs offered in Ontario

This website is organized by College or by Program. Once a program is located, the site will offer a link to the Educational Institution and the details for that specific program.

COLLEGE INFORMATION

POST SECONDARY REQUIREMENTS

COLLEGE

- **ENG 4C1** PLUS **3/4** OTHER SENIOR
U, M OR C LEVEL CREDITS
- MOST PROGRAMS HAVE SPECIFIC
REQUIREMENTS/COURSES YOU MUST TAKE
- **U VS C LEVEL MARKS – CONSIDERED
EQUALLY** AT COLLEGE

■ **ENG 4C** vs **ENG 4U**

- COLLEGES WILL USE THE MARK AS IS
- FOR EXAMPLE: A 55% IN ENG4U WILL BE A 55% USED IN THE COLLEGE ADMISSION AVERAGE
- COLLEGES WILL NOT TAKE INTO CONSIDERATION THE MARK WAS ACHIEVED AT THE UNIVERSITY LEVEL

VISIT [WWW.ONTARIOCOLLEGES.CA](http://www.ontariocolleges.ca) TO FIND OUT
MORE INFORMATION ABOUT ONTARIO COLLEGES

The image shows a screenshot of the website [ontariocolleges.ca](http://www.ontariocolleges.ca). The background is a warm, golden-hour photograph of a young woman smiling. The website layout includes a dark navigation bar at the top with links for 'APPLY', 'LOG IN', and 'FRANÇAIS'. Below this is a white header with the site name and navigation menus for 'Applying', 'Colleges', 'Programs', and 'FAQ'. A central white banner features a four-step process: 1. PLAN (with a person and clock icon), 2. FIND (with a laptop and magnifying glass icon), 3. APPLY (with a laptop and graduation cap icon), and 4. CONFIRM (with a building icon). To the right of the steps is a dark purple circle containing the text 'YOUR COLLEGE DESTINATION'. At the bottom center, a large white rounded rectangle contains the text 'APPLY NOW'.

ontariocolleges.ca

APPLY LOG IN FRANÇAIS

Applying ▾ Colleges ▾ Programs FAQ ▾

1 PLAN 2 FIND 3 APPLY 4 CONFIRM

YOUR COLLEGE DESTINATION

APPLY NOW

COLLEGE INFO EASILY FOUND ON GUIDANCE GOOGLE CLASSROOM

College Resources



Ontario Colleges Website



Understanding College Admissions



Transfer between College & University

For use during the research phase of considering post-secondary options.

UNDERSTANDING COLLEGE ADMISSION REQUIREMENTS

Where to begin? Let's understand the terminology.

UNIVERSITY INFORMATION

POST SECONDARY REQUIREMENTS

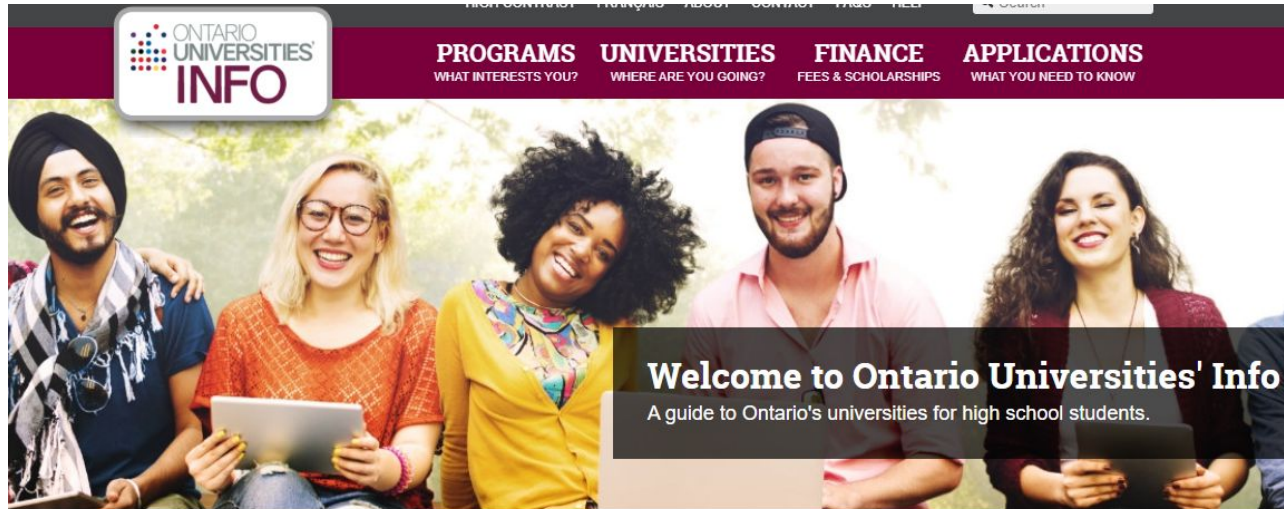
UNIVERSITY

▪ **ENG 4U1** PLUS **5** OTHER **4U** &/OR

4M LEVEL CREDITS

▪ MOST PROGRAMS HAVE SPECIFIC
REQUIREMENTS/COURSES YOU MUST TAKE

VISIT [OUINFO.CA](https://ouinfo.ca) TO FIND OUT MORE INFORMATION ABOUT ONTARIO UNIVERSITIES



Find a Program

Search for your ideal program and find out the information you need to apply, like prerequisites, grade requirements and more. Plus, compare your choices.



Choose a University

Get to know Ontario's universities and where they are located. Find out information about campus visits, residence costs and more!



How to Apply

Which application is right for me? Answer a few statements to guide you to the proper undergraduate application.

UNIVERSITY INFO EASILY FOUND ON GUIDANCE GOOGLE CLASSROOM

University Resources



Ontario Universities Website



Understanding University Admissions



Transfer between Universi

**UNDERSTANDING UNIVERSITY
ADMISSION REQUIREMENTS**

Where to begin?

UPCOMING EVENTS

- ONTECH and DURHAM COLLEGE @ BHS **MARCH 20th** for Parent Teacher Interviews
- EASTERN COLLEGE FAIR @ BHS **MARCH 25TH**
- UNIVERSITY and COLLEGE JOINT EVENING EVENT @ BHS IN **THE FALL**
- TRADES FAIR in OSHAWA in **THE FALL**

APPRENTICESHIP INFORMATION

POST SECONDARY REQUIREMENTS

APPRENTICESHIP

- YOU GET **HIRED BY AN EMPLOYER** AND SIGN AN AGREEMENT AND **THEN** YOUR SCHOOLING IS ARRANGED
- SOME TRADES HAVE SPECIFIC REQUIREMENTS/COURSES YOU MUST TAKE
- **CAN'T GET HIRED? CONSIDER COLLEGE CERTIFICATES/DIPLOMA**

What is **OYAP?**

(ONTARIO YOUTH APPRENTICESHIP PROGRAM)

The **Ontario Youth Apprenticeship Program** offers students the opportunity to begin an apprenticeship while still in secondary school. Students must be at least 16 years old and have completed 16 credits towards their OSSD.

- Students in a Cooperative Education placement in an apprenticeable trade are considered OYAP students.
- Students may be signed as an apprentice while at their Coop placement.
- <https://www.ddsbc.ca/en/programs-and-learning/ontario-youth-apprenticeship-program-oyap.aspx#>
- <https://www.oyappajo.com/>

OYAP Benefits for the Student

- Allows student to explore the skilled trades, which can lead to a meaningful career;
- Develops both specialized and transferable skills;
- Proves a seamless transition from school to work;
- Applies classroom theory to workplace experience.

Interested in participating in OYAP? Speak to your Cooperative Education teacher or Guidance Department.

Previous Programs Offered

- Automotive Service Technician
- Electrician
- Hairstylist
- Child Development Practitioner
- Welder
- Cook/Chef
- Plumbing
- Carpentry
- Millwright



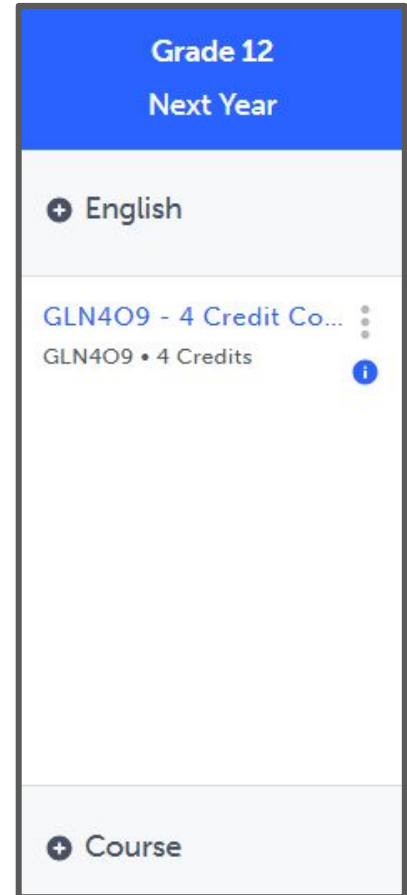
A NOTE ABOUT OYAP...

- THERE ARE LIMITED SPACES (DDSB, DCDSB, KPR) - IT IS HIGHLY COMPETITIVE
- APPLICATION + ACADEMICS + INTERVIEW
- NO OYAP = NO PROBLEM
- STILL EARN 4 CREDITS IN CO-OP AND ACCUMULATE HOURS
- MAYBE HAVE AN RTA SIGNED
- NO OYAP \neq DROPPING CO-OP
- CO-OP IS STILL INCREDIBLY VALUABLE

CO-OPERATIVE EDUCATION

- ❑ **4 (GLN409) CREDIT CO-OP OYAP**
 - ❑ 4 periods - all day in 2nd semesters
 - ❑ you will be working at a job placement
 - ❑ Transportation is your responsibility
 - ❑ **Choose on myBluePrint**
- AND**
- ❑ **Join the Co-op Google Classroom, complete the BHS APPLICATION DUE: FEBRUARY 25th**
- ❑ **More applications & details on Co-op GC**

** Cannot choose Co-op courses as an ALTERNATE



OYAP INFO EASILY FOUND ON GUIDANCE GOOGLE CLASSROOM

Apprenticeship/Trades Resources



OYAP Information and Links



Skilled Trades Report

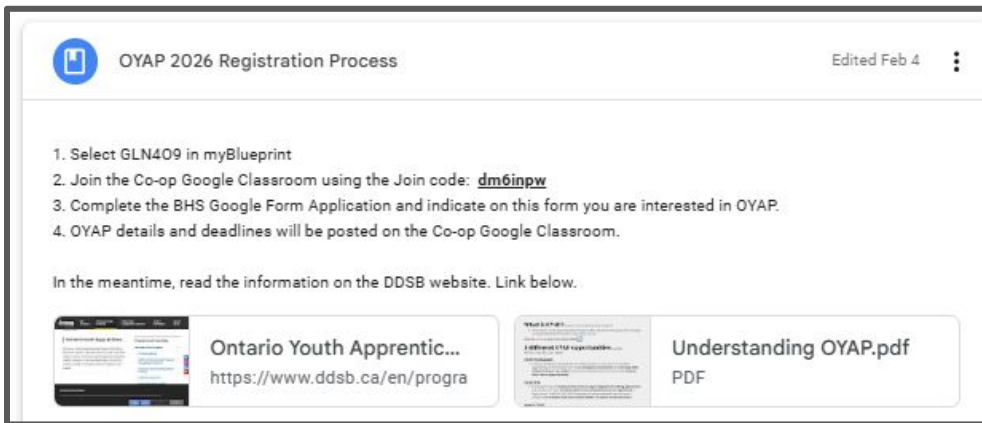


Skilled Trades Li

UNDERSTANDING OYAP

What is OYAP? (Ontario Youth Apprenticeship Program)

OYAP INFO EASILY FOUND ON GUIDANCE GOOGLE CLASSROOM





The screenshot shows a Google Classroom post with the following content:

OYAP 2026 Registration Process Edited Feb 4

1. Select GLN409 in myBlueprint
2. Join the Co-op Google Classroom using the Join code: [dm6inpw](#)
3. Complete the BHS Google Form Application and indicate on this form you are interested in OYAP.
4. OYAP details and deadlines will be posted on the Co-op Google Classroom.

In the meantime, read the information on the DDSB website. Link below.

 Ontario Youth Apprentic...
<https://www.ddsb.ca/en/progra>

 Understanding OYAP.pdf
PDF

OYAP Process

Step 1

During Course selections in February of Grade 11

1. Select **GLN409 - 4 credit co-op** in myBlueprint
 - o 4 credits is an entire school day at a work placement
2. Complete the **BHS Co-op Application**, located on the Guidance Google Classroom and **indicate OYAP** interest on this application.
3. Look for deadlines. BHS Application will have a **deadline**.
4. The BHS Application will provide information on where to locate the Level 1 OYAP application and the Level 1 application **deadline (usually April)**.
5. The Level 1 OYAP application process will require:
 - students to produce thoughtful **answers to 4 specific questions** (questions will be provided when the Level 1 Application is released). The answers should reflect the keen interest and enthusiasm to the chosen Skilled Trade.
 - Resume & Cover Letter**, with a focus related to the skills, experiences and employment traits of the chosen Skilled Trade, will be required
 - Two teachers** who will provide a reference for you

Step 2

If a student is selected to move onto Step 2 of the process, they will be notified by their Co-op Teacher.

1. These students will be invited to complete an **interview**

**OYAP FOCUSED
APPRENTICESHIP
(OYAPFS)**

OYAP Focused Apprenticeship


To **Participate in OYAP Focused Apprenticeship**, students must meet the OYAP eligibility requirements:

- Be at least 15 years of age or older
- Have completed 14 credits toward the OSSD
- Be enrolled as a part-time/full-time student in a secondary school or continuing education
- Complete an OYAP Participation Form during a co-operative education placement in a skilled trade
- Have signed parent/guardian consent form if student is under 18 years old

To **Complete OYAP-Focssed Apprenticeship**, students must:

- Earn 8 to 11 coop credits with their placement component in the skilled trades
- Register as an apprentice by securing a RTA before completing an 8th coop credit

**For current grade 10 and 11 students, coop earned can count toward two of their Group 1,2 and 3 compulsory credits*



Course Description:

The Ontario Youth Apprenticeship Program (OYAP) - Focused Apprenticeship Skills Training program is an accelerated stream within OYAP that will allow students in Grades 11 and 12 to participate in more apprenticeship learning through additional Co-operative Education (Co-op) credits while completing their OSSD.

To complete this program, you will be required to earn 8-11 Co-op credits with your Co-op placement in the skilled trades, register as an OYAP apprentice by the time you complete your eighth Co-op credit, and meet all other OSSD requirements, to be awarded the OYAP-Focused Apprenticeship Blue seal on your OSSD diploma.

Each OYAP-Focused Apprenticeship block is 2 credits. You can select OYAP-Focused Apprenticeship more than once and will need to have a minimum of 4 blocks between grade 11 and 12. (For example, 4 credits in grade 11 and 4 in grade 12 = 8)



ALMOST THERE!

PRESENTATION AND GRADUATION

THANK YOU!

Appointment Link

<https://guidanceinterview.com/s/bhs>

Encourage your child to make
an appointment with their
Guidance Counsellor