Grade 10 to 11 Course Selection
The Journey Continues...

KEY STEPS FOR GRADE 11 COURSE SELECTION

Step 1: Know how to stay connected

How do I stay connected to my Guidance Counsellor?

SIMPLE!!!!

1. Remind

   AND

2. Google Classroom

   AND

3. Guidance Appointments

MAKE SURE YOU ARE CONNECTED!!!!

Step 2: Know What You Need To Graduate

30 credits to graduate

17 COMPULSORY + **13** ELECTIVES

Of the **30**, you need **2** eLearning Credits

(or hand in the **opt out form** to guidance!)

40 hours of community service +

Passed **OSSLT** (or pass **OLC4O1**) + passed **Financial Literacy Test**

Step 2: Know What You Need To Graduate

Credits	Subject
4	**English** (1 credit per grade)*
3	**Mathematics** (Grade 9, Grade 10, 1 Credit in Grade 11 or 12)
2	**Science**
1	**Canadian Geography** (Grade 9)
1	**French as a Second Language**
1	**Canadian History** (Grade 10)
1	**Health and Physical Education**
1	**Arts** (Drama, Music, Visual Arts, Media Arts)
0.5	**Career Studies**
0.5	**Civics and Citizenship**
1	**Technological Education**

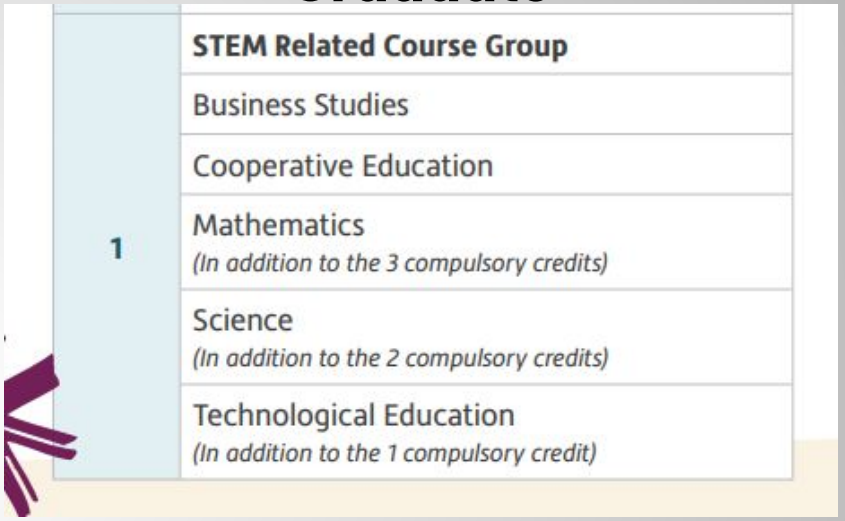

THIS MUST BE A GRADE 9 OR 10 TECH CREDIT: TAS1O1, TAS2O1, TCJ2O1, TDJ2O1, TFJ2O1, TGJ2O1, and/or TTJ3C1 (if you take it in grade 10, not 11)

Step 3: Know How to Track Your Requirements

Graduation Progress

17	13	30
required credits planned	required credits earned	total required for graduation

Compulsory — 12/17 Credits

	Planned	Earned	Required
4 Credits in English (1 credit per grade)	2	2	4/4
1 Credit in French As a Second Language	0	1	1/1
3 credits in mathematics (Grade 9, Grade 10 and 1 credit in Grade 11 or 12)	2	1	3/3
2 Credits in Science	0	2	2/2
1 Credit in Technological Education (Grade 9 or 10)	0	1	1/1
1 Credit in Arts	0	1	1/1
1 Credit in Health and Physical Education	0	1	1/1
0.5 Credit in Civics	0	0.5	0.5/0.5
0.5 Credit in Guidance and Career Education	0	0.5	0.5/0.5
1 Credit in History	0	1	1/1
1 Credit in Geography	0	1	1/1
1 Credit from the STEM-related Course Group (Business Studies, Computer Studies, Cooperative Education, Mathematics, Science, or Technological Education)	1	0	1/1

Elective — 1/13 Credits

13 Elective Credits	12	1	13/13

Additional Requirements

- A minimum of two (2) online learning credits
- 40 Hours of Community Involvement Activities
- Ontario Secondary School Literacy Requirement

Use YOUR myBP to track YOUR graduation progress

Graduation Indicator

30/30

REQUIRED CREDITS

17	13	33
Planned	Earned	Total

View Progress

Step 4: Know How to Opt Out of eLearning

Not planning on taking **2 asynchronous eLearning credits**?

Fill in the form available in guidance and OPT OUT.

NO POST-SECONDARY CONSEQUENCES TO OPTING OUT

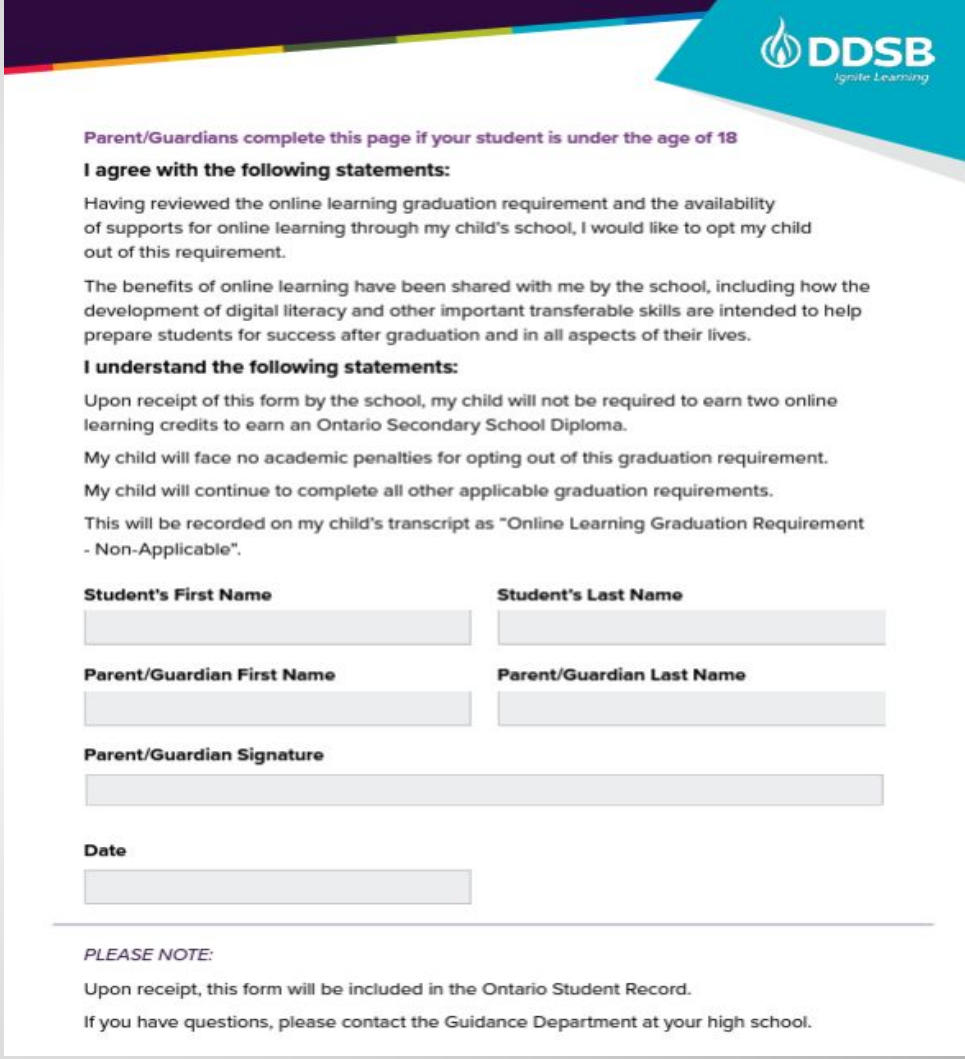

DDSB
Ignite Learning

Parent/Guardians complete this page if your student is under the age of 18

I agree with the following statements:

Having reviewed the online learning graduation requirement and the availability of supports for online learning through my child's school, I would like to opt my child out of this requirement.

The benefits of online learning have been shared with me by the school, including how the development of digital literacy and other important transferable skills are intended to help prepare students for success after graduation and in all aspects of their lives.

I understand the following statements:

Upon receipt of this form by the school, my child will not be required to earn two online learning credits to earn an Ontario Secondary School Diploma.

My child will face no academic penalties for opting out of this graduation requirement.

My child will continue to complete all other applicable graduation requirements.

This will be recorded on my child's transcript as "Online Learning Graduation Requirement - Non-Applicable".

Student's First Name | **Student's Last Name**

Parent/Guardian First Name | **Parent/Guardian Last Name**

Parent/Guardian Signature

Date

PLEASE NOTE:

Upon receipt, this form will be included in the Ontario Student Record.

If you have questions, please contact the Guidance Department at your high school.

Step 5: Know the Different Pathways Options



Want to work & get paid while learning about your career path?

Want to learn broad scope content & attend school for 4 years?

Want to learn skills about a specific career path & attend school for 1-3 years?

Are you headed for the world of work?

Step 6: Know What Each Pathway Requires

COLLEGE (ONTARIO)	UNIVERSITY (ONTARIO)
• OSSD • **4 GRADE 11 or 12** courses at the **U, M or C** level, **including English** • Specific course requirements/prerequisites	• OSSD • **1** ENG4**U** (English) **+ 5 GRADE 12 U and or M** courses • Specific course requirements/prerequisites • Note: if a course is <u>recommended</u> but not required, it is advised you take it to gain experience (e.g. MCV4U1 calculus)

Step 6: Know What Each Pathway Requires

WORLD OF WORK	TRADE/APPRENTICESHIP
• OSSD • Resume and cover letter • References • Experience (co-op?)	• OSSD • Find someone to hire you and agree to apprentice you • **THEN** you sign an agreement with the government • **THEN** you get your school set up • Resume and cover letter • References • Experience

Step 7: Know YOUR Different Pathway Options

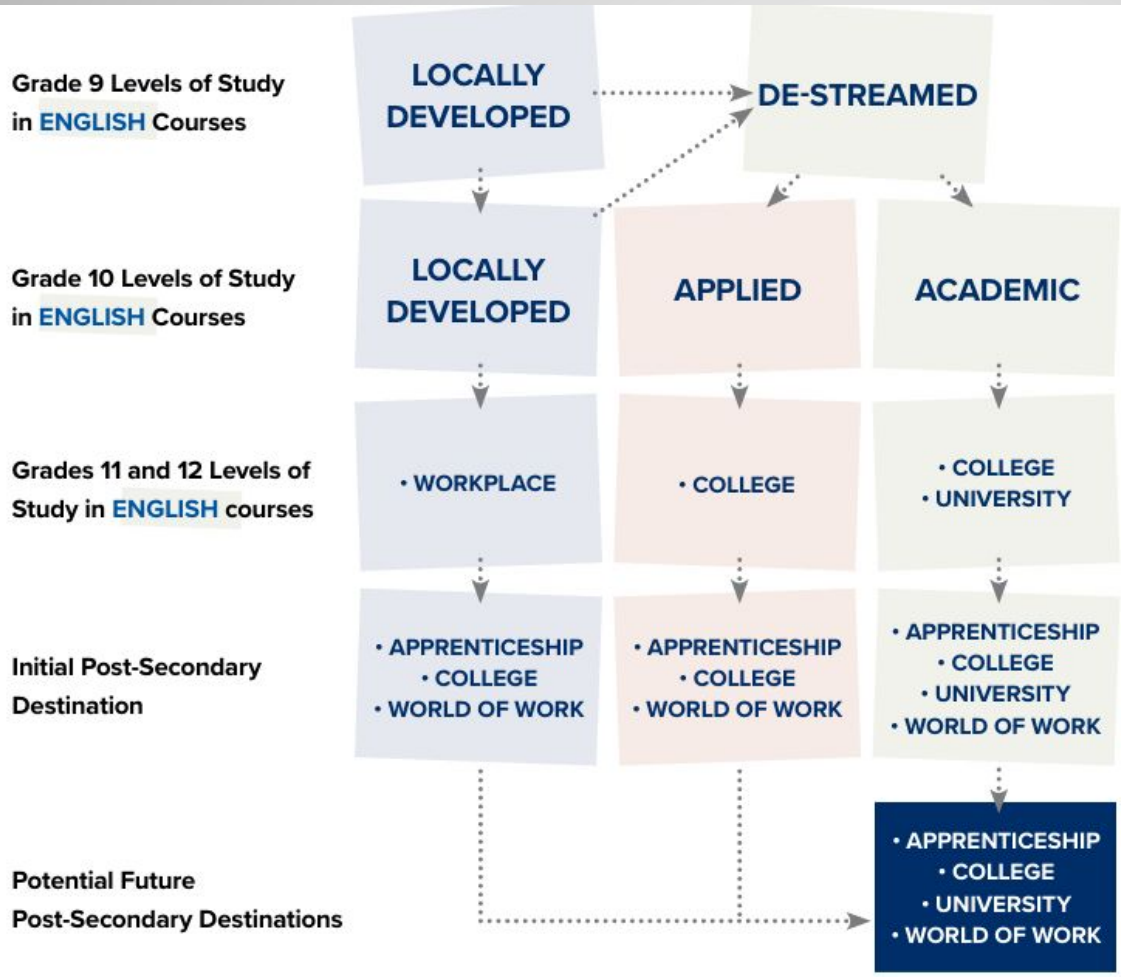

Grade 11 moves **FROM ACADEMIC, APPLIED, OPEN AND LOCALLY DEVELOPED TO:**

COLLEGE, MIXED, UNIVERSITY AND WORKPLACE

Which one do I Choose?

College (C), College/University (M) , Open (O) University (U), or Workplace (E)?

Course Types for grades 11 and 12



In grade 11 and 12, the type of courses offered changes from Academic (D), Applied, (P), and De-streamed (W), to College (C), Workplace (E), College/University (M), and University (U). It is important to start thinking about what your future career/educational goals and interests are to ensure you have chosen the most appropriate pathway. You should always consult and update your Individual Pathway Plan (IPP) to reflect your goals and interests.

College (C)

These courses are designed to equip students with the knowledge and skills they need to meet the entrance requirements for most college programs, or for admission to specific apprenticeship or other training programs.

Open (O)

Open Courses, which comprise a set of expectations that are appropriate for all students, are designed to broaden students' knowledge and skills in subjects that reflect their interests and prepare them for active and rewarding participation in society. They are not designed with the specific requirements of university, college or the workplace in mind.

University/College (M)

These courses are designed to equip students with the knowledge and skills they need to meet the entrance requirements for specific programs offered at universities and colleges.

University (U)

These courses are designed equip students with the knowledge and skills they need to meet the entrance requirements for university programs.

Workplace (E)

These courses are designed to equip students with the knowledge and skills they need to meet the expectations of employers, if they plan to enter the workforce directly after graduation, or the requirements for admission to certain apprenticeship or other training programs.

Use your **experience from Grade 9 and 10** and your **pathway goals** to **guide your level choice**

Step 8: Know What You Need to Take in Grade 11

ENGLISH + MATH + 6 ELECTIVE CREDITS + 2 ALTERNATES

COMPULSORY COURSES (Students must select **one** ENGLISH and **one** MATHEMATICS course)		
English	University College Workplace	NBE3U1 NBE3C1 NBE3E1
English as a Second Language - for current ESL/ELD students	Open	ESLAO1
Functions Functions and Applications Foundations for College Mathematics Mathematics for Work and Everyday Life	University University/College College Workplace	MCR3U1 MCF3M1 MBF3C1 MEL3E1

FULL COURSE LIST IS AVAILABLE HERE: https://app.myblueprint.ca/public/courses/ddsb/brooklinhs

THIS LIST IS ALSO ON MY GOOGLE CLASSROOM - THERE ARE A FEW NEW COURSES ADDED - BE SURE TO CHECK THEM OUT!!!

There are MANY ELECTIVE options - CHOOSE 6 and 2 ALTERNATES

OPTIONAL COURSES
(Students must select **six** courses based on diploma requirements and **two** alternate courses)

THE ARTS		
Drama	University/College	ADA3M1
Dance	University/College	ATC3M1
Music – Instrumental	University/College	AMU3M1
Music - Guitar	University/College	AMG3M1
Music - Jazz	University/College	AMH3M1
Music - Songwriting	University/College	AMC3M1
Visual Arts	University/College	AVI3M1
Visual Arts – Painting	Open	AWN3O1
BUSINESS STUDIES		
Financial Accounting Fundamentals	University/College	BAF3M1
Entrepreneurship: The Venture	College	BDI3C1
Info & Communication Technology: The Digital Environment	Open	BTA3O1
Marketing: Goods, Services, Events	College	BMI3C1
COMPUTER STUDIES		
Computer Science	University	ICS3U1
Computer Engineering Technology	University/College	TEJ3M1
CANADIAN AND WORLD STUDIES		
Forces of Nature: Physical Processes and Disasters	University/College	CGF3M1
Travel and Tourism	Open	CGG3O1
BH3: Outdoor Leadership Environment **SHSM Program**	Open	GPP3O1
American History	University	CHA3U1
World History to the End of the Fifteenth Century	University/College	CHW3M1
Understanding Canadian Law	University/College	CLU3M1
Sports and Society	Open	IDC3O1
History Through Film and Music	Open	IDC4O1
ENGLISH		
Media Studies - Introduction to Game Studies	Open	EMS3O1
INTERNATIONAL LANGUAGES		
French	University	FSF3U1

COOPERATIVE EDUCATION		
Cooperative Education - 2 credits - requires an application	Open	DCO3O9
Peer Tutoring - 1 credit – requires an application		GLC2O8
HEALTH AND PHYSICAL EDUCATION		
Healthy Active Living Education	Open	PPL3O4 (Female) PPL3O3 (Male)
Personal and Fitness Activities		PAF3O4 (Female) PAF3O3 (Male)
Healthy Active Living: **SHSM Program** *see myBlueprint description for details		PAI3O1 (Co-ed)
Yoga, Mindfulness & Low Impact Fitness		PAR3O1 (Co-ed)
SCIENCE		
Biology	University	SBI3U1
Biology	College	SBI3C1
Chemistry	University	SCH3U1
Chemistry	College	SCH4C1
Physics	University	SPH3U1
Physics	College	SPH4C1
Environmental Science	University/College	SVN3M1
SOCIAL SCIENCE AND HUMANITIES		
Food and Culture	University/College	HFC3M1
Understanding Fashion	College	HNC3C1
Raising Healthy Children	Open	HPC3O1
Introduction to Anthropology, Psychology and Sociology	University	HSP3U1
Personal Life Management	Open	HIP4O1
Queer Studies	University/College	HSE4MJ
TECHNOLOGY		
Communications Technology*- TV, Video & Movie Focus	University/College	TGV3M1
Communications Technology*- Photography Focus	College/University	TGJ3M1
Construction Engineering Technology*	College	TCJ3C1
Technological Design*	University/College	TDJ3M1
Transportation Technology* - **Automotive SHSM Program**	College	TTJ3C1
Hospitality and Tourism*	College	TFJ3C1

Step 9: Make Good Elective Choices

- **Look ahead** to see what grade **12** classes have **prerequisites**
- Keep an **open mind**, you might surprise yourself
- Talk to subject teachers
- Think about **pathway goals**
- Think about your **strengths + interests**
- Research **post-secondary requirements**

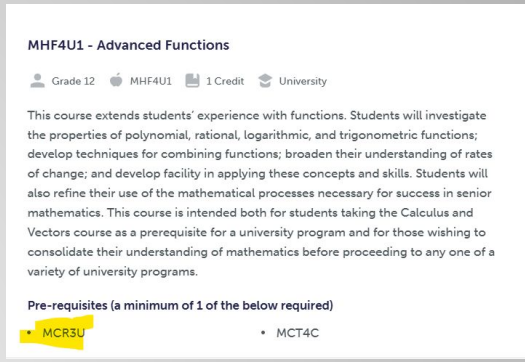

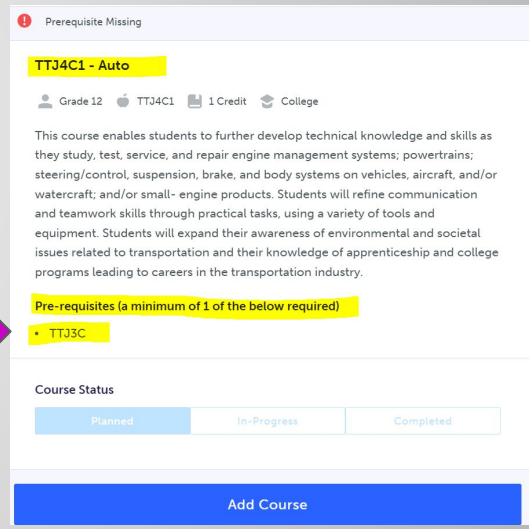

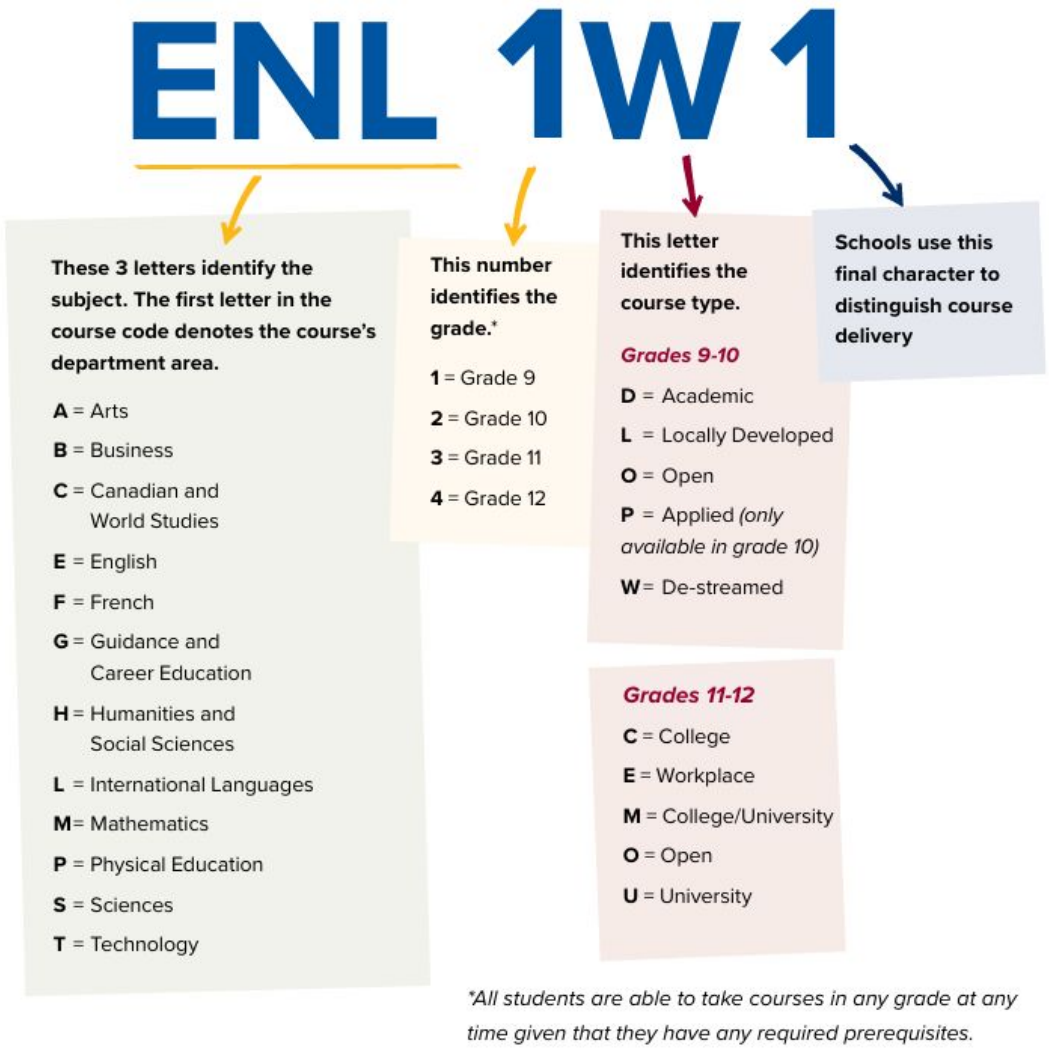

Step 8: Know How to Read Course Codes

Pay attention to the **5th digit** - it lets you know the **LEVEL** of the class you are choosing.

The **4th digit** refers to the **grade** you are choosing (**3** = grade **11**)

Step 10: Find out How to Gain Experience in a Pathway

- Co-operative Education - **earn** credits while you **learn**!!!
- Two credit (**DCO3O9**) **- grade 11 and 12**
- Four credit (**GLN4O9) - grade 12 only**
- Four Credit OYAP (**GLN4O9**)
- One Credit Peer Tutoring (**GLC2O8**)
- Specialist High Skills Majors **SHSM** (**Environment**, **Automotive** and **Sports**)

Step 11: Know How To Use myBlueprint



Fill **all 10 spots** with levels/choices

They are **not ranked**, so order does not matter

You need to select **2** suitable **alternates**

If you are taking an accelerated course in summer, **don't put that course in your planner**. Put another course instead

You are also able to take online **asynchronous courses** as well (see how to on the next slide)

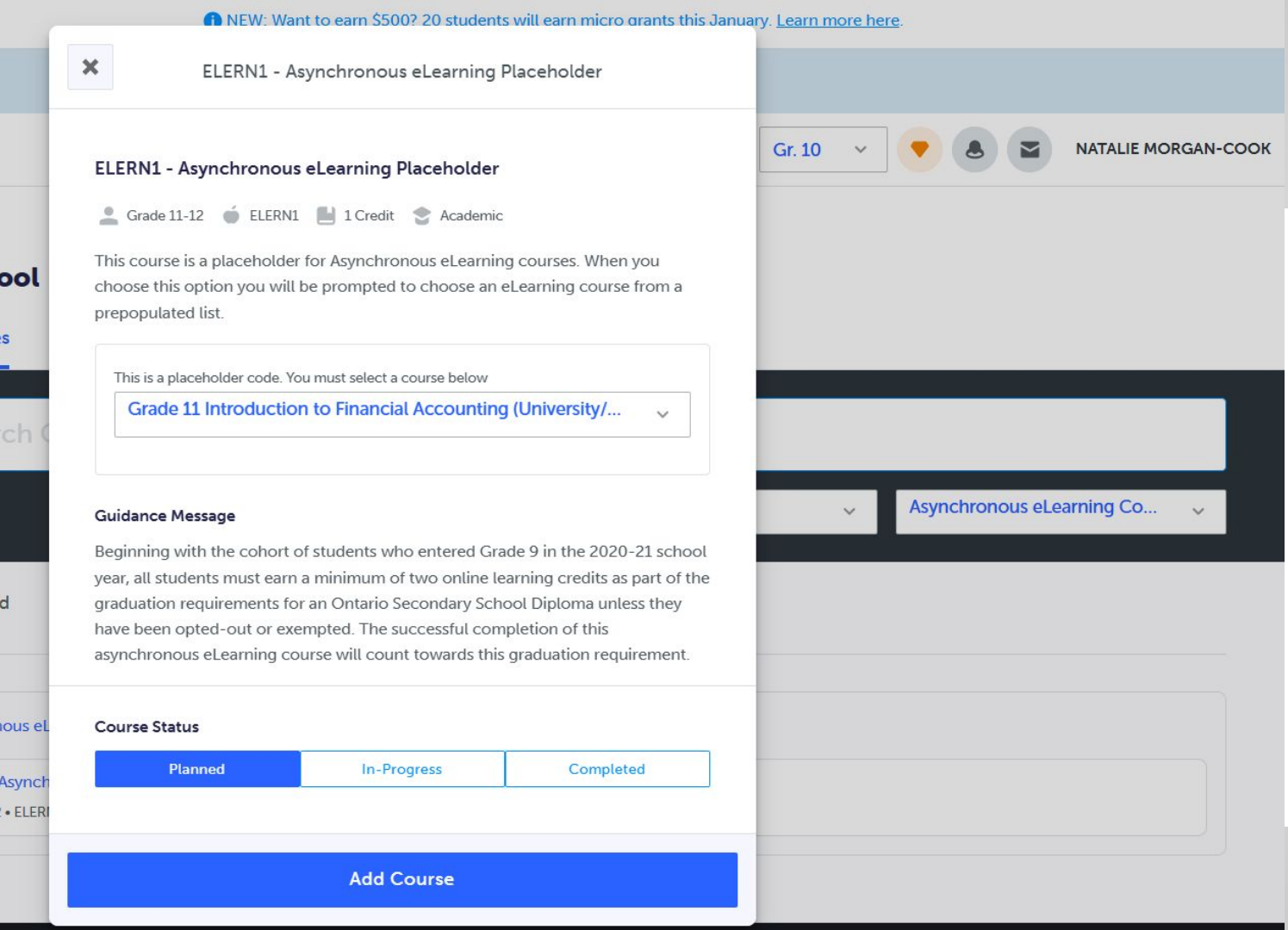

Choose a course from the **drop down menu**. You can request as many eLearning classes as you like.

Step 12: Know How to Sign Up for Summer School

Register at the **SAME TIME** as **COURSE SELECTION**

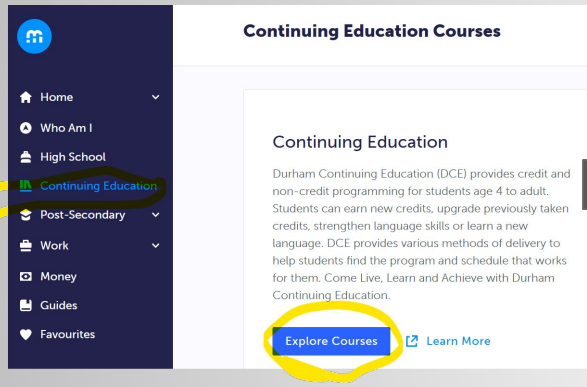



CHOOSE **TIMING** + **COURSE**. IF FULL, JOIN **WAITLIST**

FOR ACCELERATED COURSES, DO NOT pick the course you signed up for in summer school in your myBP PLANNER

Choose a different course, please!

Step 12: Know How to Sign Up for Summer School

You can take summer school if:

1. You want to **“reach ahead”** with an **ACCELERATED 4 WEEK COURSE** (July or August)
2. You were unsuccessful on the OSSLT and need to take **OLC4O1** (July or August - 4 weeks)
3. You have **failed a course** (or two) and need a **CREDIT RECOVERY 2 WEEK COURSE**
4. Choose the delivery method that works best for you - in person or online asynchronous
5. You might be a candidate for **in person Credit Recovery at Brooklin High School** - if you are, your Guidance Counsellor will reach out to you

-If you get a **RED** alert it means there is an **error** in your planner

- you **will not** be allowed to submit you planner with an error

-if you failed a course, you will need your Guidance Counsellor to approve courses manually

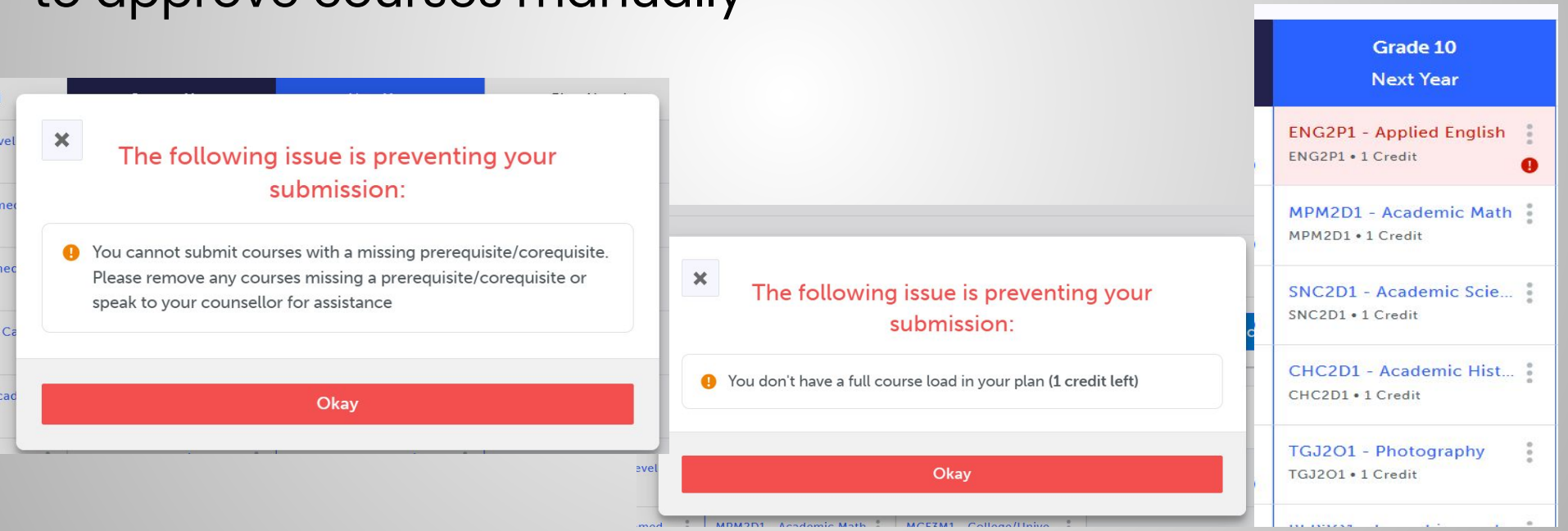

Step 13: Know the Timing

- **Opens to submit in FEBRUARY, closes end of FEBRUARY**
- Can’t see me before due date? Still submit then see me after
- I AM FREE EVERYDAY AT LUNCH
- Once you hit submit on your courses, you have to **see me to unlock and resubmit**

Step 14: Know the Extra Things You Should Know

- Some ENROLLMENT LIMITS are in place for classes that are limited by **space, equipment and teacher availability** (**ALL** tech classes)
- **it will work out, trust us (it is not first come, first serve), we hand balance timetables after they are done and will ensure access to tech classes is fair and balanced**
- There will be a google form available to declare the tech you need/want after course selections close
- If the class you want has reached the enrollment limit, it will say the **course is "no longer available"**
- If you get this message, select a different course at course selection time, then **choose this course as an alternate**

Step 14: Know the Extra Things YOU Need to Know

- **Applications required** for: CO-OP (DCO3O9 + GLN4O9), and Peer tutoring (GLC2O8)
- They are **due at the SAME TIME as course selections**
- CANNOT choose CO-OP or SHSM as an Alternate

Step 14: Know the Extra Things You Should Know

We create the timetable based on what YOU choose...so choose VERY CAREFULLY

Step 15: Tell Your Parental Unit

Virtual Parent/Guardian Information Session:

Current Grade 9, 10 & 11 Pathway Planning & Course Selection

- Inquire on the student's Guidance Google Classroom for date, time and registration link.

Step 16: Know Where to Go to Find out More, Beyond Grade 11

College - www.ontariocolleges.ca

University - www.ouinfo.ca

Beyond University - https://www.ouac.on.ca/

Trades - https://www.skilledtradesontario.ca/

Step 17: Get To Know Yourself and Your Interests

- Pick a path that starts to **FEELS LIKE YOU**
- What is **important to you** in the future?
- **Who** do you want to be?
- Does your **direction** match your **destination**?
- What do I honestly **LIKE**? What do I honestly **DISLIKE**?
- What subjects do I **most** enjoy?
- What **skills** do I most enjoy?
- **Literacy** or **numeracy** based courses?
- Make sure **interests/passions** **align** with **strengths**





https://www.ddsb.ca/en/programs-and-learning/30-credits-my-way.aspx#Apprenticeships-College-University-Work-and-Community-Living

Is There Anything else I should know?

YES…

- Grade 11 is a very important year to **try things on**…see what fits and what doesn't
- Use that information to think about your **post-secondary pathway**
- **Don't avoid**…it won't make anything go away
- **Use your supports** (teachers, parental units, me)
- **Further develop your skills** (time management, prioritizing, advocating, self-reflection)
- Do **research**, rule things out, talk to others, think about the future…it is not that far away.