Grade 9 to 10 Course Selection
The Journey Continues...

KEY STEPS FOR GRADE 10 COURSE SELECTION

Step 1: Know how to stay connected

How do I stay connected to my Guidance Counsellor?

SIMPLE!!!!

1. Remind

   AND

2. Google Classroom

   AND

3. Guidance Appointments

MAKE SURE YOU ARE CONNECTED!!!!

Step 2: Know What You Need To Graduate

30 credits to graduate

17 COMPULSORY **+** **13** ELECTIVES

Of the **30**, you need **2** eLearning Credits

(or hand in the **opt out form** to guidance!)

40 hours of community service **+**

Passed **OSSLT** (or pass **OLC4O1**) **+**

Passed **Financial Literacy Test**

Step 2: Know What You Need To Graduate

Credits	Subject
4	**English** (1 credit per grade)*
3	**Mathematics** (Grade 9, Grade 10, 1 Credit in Grade 11 or 12)
2	**Science**
1	**Canadian Geography** (Grade 9)
1	**French as a Second Language**
1	**Canadian History** (Grade 10)
1	**Health and Physical Education**
1	**Arts** (Drama, Music, Visual Arts, Media Arts)
0.5	**Career Studies**
0.5	**Civics and Citizenship**
1	**Technological Education**

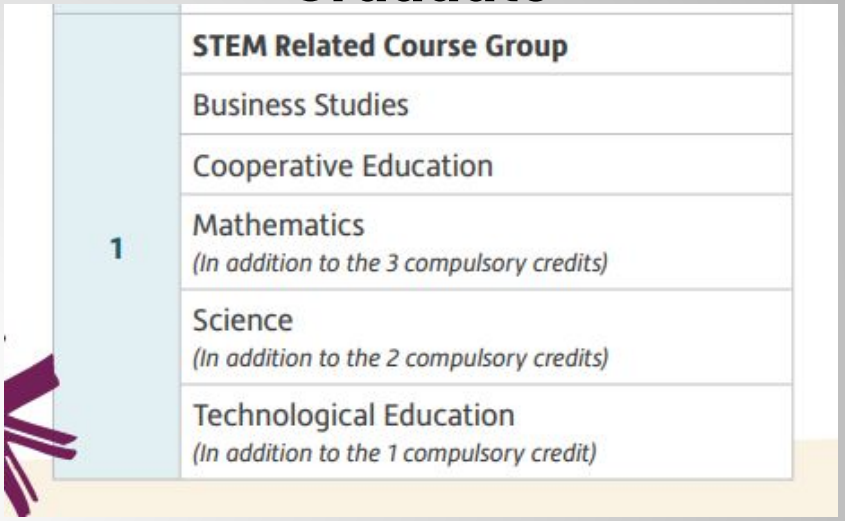

THIS MUST BE A GRADE 9 OR 10 TECH CREDIT: TAS1O1, TAS2O1, TCJ2O1, TDJ2O1, TFJ2O1, TGJ2O1, and/or TTJ3C1 (if you take it in grade 10, not 11)

Step 3: Know How to Track Your Requirements

Graduation Progress

17	13	30
required credits planned	required credits earned	total required for graduation

Compulsory — 12/17 Credits

	Planned	Earned	Required
4 Credits in English (1 credit per grade)	2	2	4/4
1 Credit in French As a Second Language	0	1	1/1
3 credits in mathematics (Grade 9, Grade 10 and 1 credit in Grade 11 or 12)	2	1	3/3
2 Credits in Science	0	2	2/2
1 Credit in Technological Education (Grade 9 or 10)	0	1	1/1
1 Credit in Arts	0	1	1/1
1 Credit in Health and Physical Education	0	1	1/1
0.5 Credit in Civics	0	0.5	0.5/0.5
0.5 Credit in Guidance and Career Education	0	0.5	0.5/0.5
1 Credit in History	0	1	1/1
1 Credit in Geography	0	1	1/1
1 Credit from the STEM-related Course Group (Business Studies, Computer Studies, Cooperative Education, Mathematics, Science, or Technological Education)	1	0	1/1

Elective — 1/13 Credits

13 Elective Credits	12	1	13/13

Additional Requirements

- A minimum of two (2) online learning credits
- 40 Hours of Community Involvement Activities
- Ontario Secondary School Literacy Requirement

Use YOUR myBP to track YOUR graduation progress

Graduation Indicator

30/30

REQUIRED CREDITS

17	13	33
Planned	Earned	Total

View Progress

Step 4: Know How to Opt Out of eLearning

Not planning on taking **2 asynchronous eLearning credits**?

Fill in the form available in guidance and OPT OUT.

NO POST-SECONDARY CONSEQUENCES TO OPTING OUT

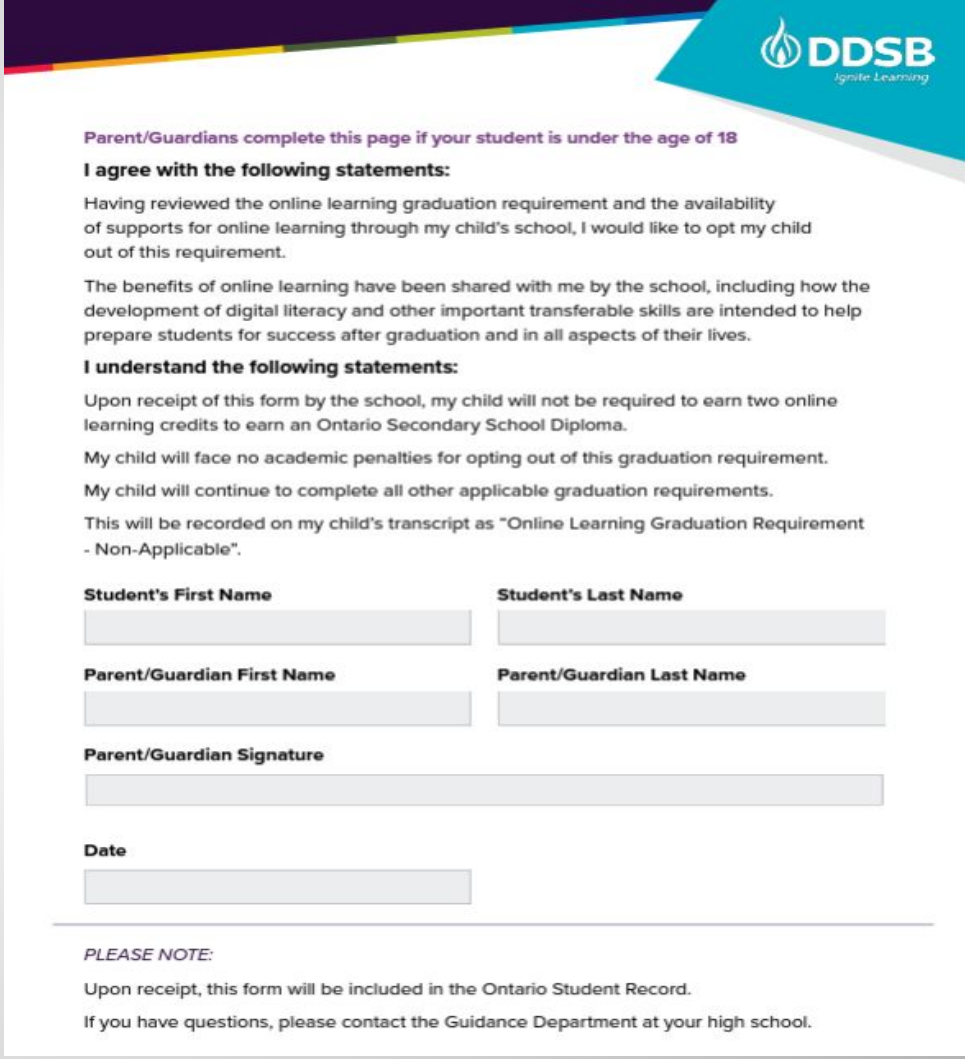

DDSB
Ignite Learning

Parent/Guardians complete this page if your student is under the age of 18

I agree with the following statements:

Having reviewed the online learning graduation requirement and the availability of supports for online learning through my child's school, I would like to opt my child out of this requirement.

The benefits of online learning have been shared with me by the school, including how the development of digital literacy and other important transferable skills are intended to help prepare students for success after graduation and in all aspects of their lives.

I understand the following statements:

Upon receipt of this form by the school, my child will not be required to earn two online learning credits to earn an Ontario Secondary School Diploma.

My child will face no academic penalties for opting out of this graduation requirement.

My child will continue to complete all other applicable graduation requirements.

This will be recorded on my child's transcript as "Online Learning Graduation Requirement - Non-Applicable".

Student's First Name | **Student's Last Name**

Parent/Guardian First Name | **Parent/Guardian Last Name**

Parent/Guardian Signature

Date

PLEASE NOTE:

Upon receipt, this form will be included in the Ontario Student Record.

If you have questions, please contact the Guidance Department at your high school.

Step 5: Know YOUR Different Pathway Options

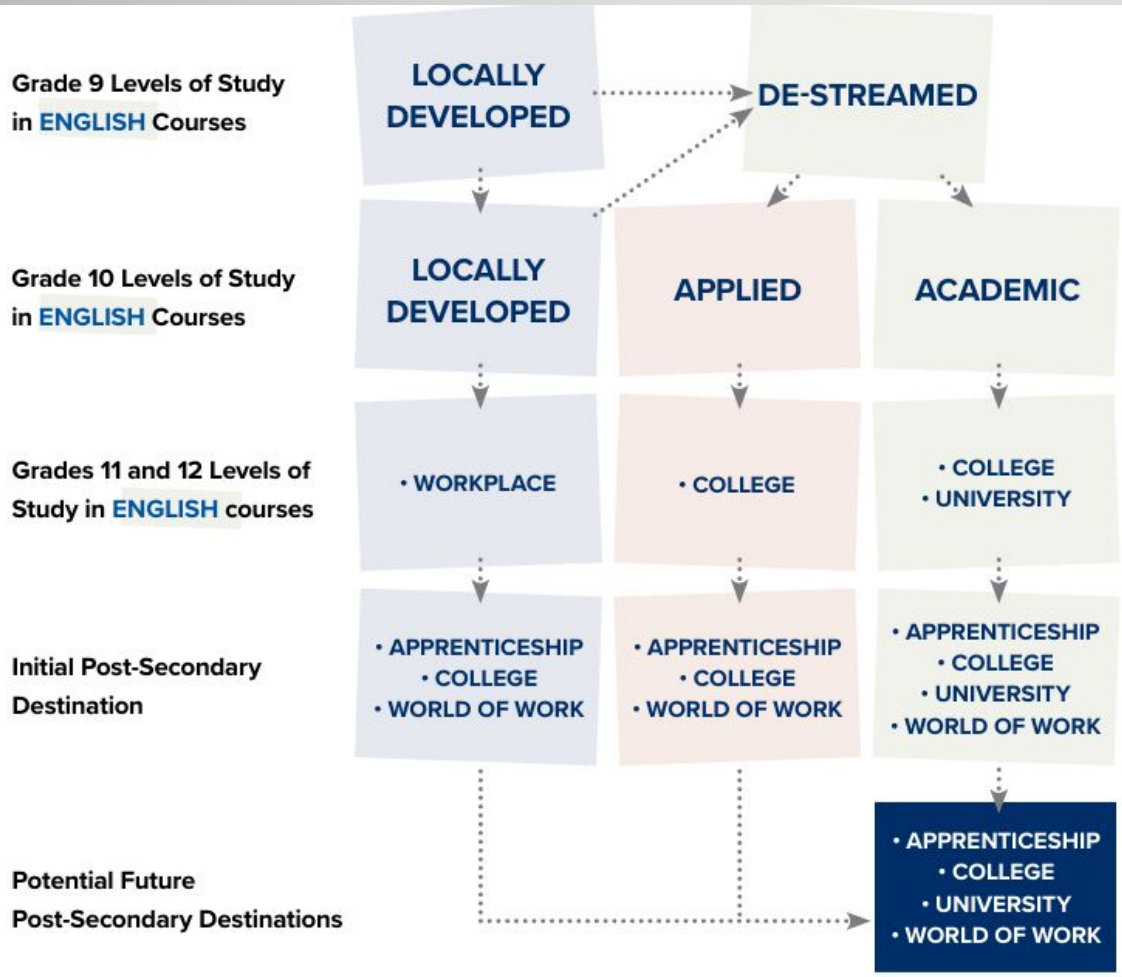

Grade 10 moves from **DE-STREAMED TO:**

ACADEMIC AND APPLIED

When choosing courses - you can choose a **variety of levels** that BEST suits YOUR strengths and goals

LOCALLY DEVELOPED	APPLIED	ACADEMIC
▪Emphasis on basic concepts ▪More hands on, practical examples ▪Directed, step by step, teacher-directed approach to learning ▪Potential option to upgrade to applied	▪Covers core concepts ▪More hands on, practical examples ▪Directed, step by step, teacher-directed approach to learning ▪More class time given for assignment completion, then unfinished work finished at home ▪covers concepts at a slower pace compared to the academic level	▪Covers core concepts **PLUS** additional material ▪MORE theory, explaining, interpreting & analyzing ▪independent, student initiated, student-directed learning ▪Assignments begin in class time but finished at home Students are able to: ▪infer, elaborate upon, and apply concepts ▪work independently ▪cover larger amounts of material at a faster pace

LOCALLY DEVELOPED	APPLIED	ACADEMIC
▪Lower Teacher/student ratio than applied ▪Pathway leads to the workplace level Grade 11 & 12 courses	▪Lower Teacher/student ratio than academic ▪**Pathway leads to College level Grade 11 & 12 courses** ***PLEASE NOTE:** Many university programs **do NOT** require academic/university level math	▪Higher Teacher/student ratio than applied or locally developed ▪**Pathway leads to University level Grade 11 & 12 courses**

APPLIED ENGLISH	ACADEMIC ENGLISH
▪ practical use of oral and written **language for everyday life** ▪ Frequent, shorter writing tasks ▪ ISU involves exploring a **topic of interest** and completing non-fiction tasks ▪ Significant class time allotted for assignment completion/reading, but unfinished work becomes homework ▪ lower Teacher/Student ratio than academic	▪ More complex texts with emphasis on implicit reasoning (not stated directly) ▪ **analytical** writing - developing a more **sophisticated** writing style ▪ ISU based on a novel read **independently** & a significant investment of time outside of class ▪ essays that involve **analyzing & interpreting** ▪ group and individual assignments are begun in class to allow for feedback, but completed for homework ▪ expectation that students will **work independently** and seek out help when needed

MAKING INFORMED DECISIONS

What's your next best move? Think about each course on it's own.
What level of support/pace do you need to be successful?



ACADEMIC	APPLIED	LOCALLY DEVELOPED



THE RIGHT PATHWAY CHOICE

Appropriate pathway choice MEANS MORE **ENGAGED** STUDENTS who…

- Look forward to attending class
- Have a sense of accomplishment
- Feel challenged but **NOT overwhelmed**
- Have a feeling of **increased** self-confidence & self-esteem
- Are self-advocates & are self-motivated

engagement = success = happiness

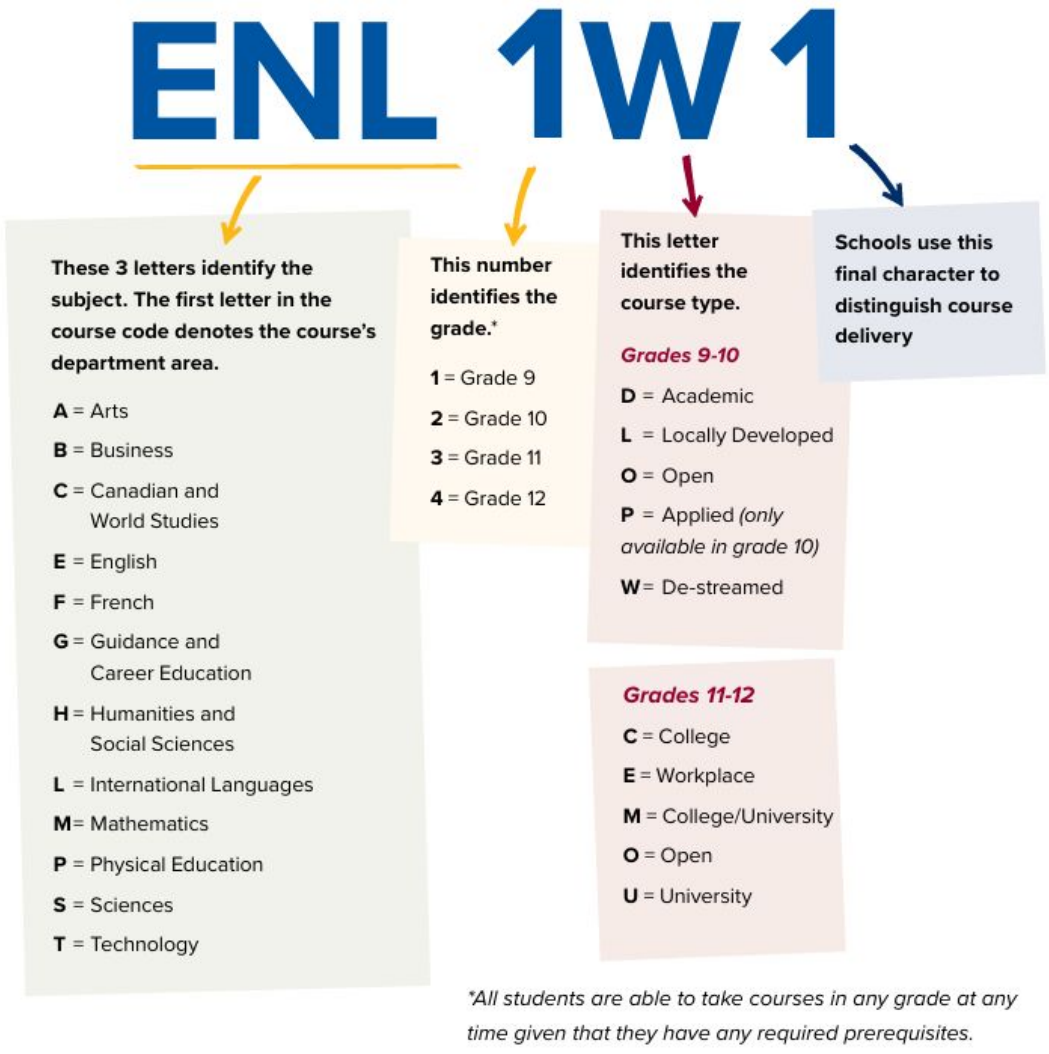

Step 6: Know How to Read Course Codes

Pay attention to the **5th digit** - it lets you know the **LEVEL** of the class you are choosing.

The **4th digit** refers to the **grade** you are choosing (**3** = grade **11**)

Step 7: Get To Know Yourself

- Pick a pathway that **FEELS LIKE YOU**
- Consider a pathway **for each subject** that **aligns** with **strengths**
- Consider a pathway that matches your **destination**?
- What subjects do I **most** enjoy?
- What **skills** do I most enjoy?
- **Literacy** or **numeracy** based courses?

Step 8: Know What You Need to Take in Grade 10

ENGLISH + MATH + SCIENCE + HISTORY + CIVICS/CAREERS + 2 ALTERNATES

GRADE 10 COURSES

GRADE 10 COMPULSORY COURSES
Students must choose **one** from **each** subject area

SUBJECT AREA	ACADEMIC	APPLIED	OPEN	LOCALLY DEVELOPED
English	ENG2D1	ENG2P1		ENG2LS*
Canadian History	CHC2D1	CHC2P1		
Career Studies			GLC2O1	
Civics and Citizenship			CHV2O1	
Mathematics	MPM2D1	MFM2P1		MAT2LS*
Science	SNC2D1	SNC2P1		SNC2L1

*Offered as part of the SSP Program. If you are not enrolled in this program, do not select this option.

FULL COURSE LIST IS AVAILABLE HERE:
https://app.myblueprint.ca/public/courses/ddsb/brooklinhs

OPTIONAL COURSES Students must choose **three** from the following list of Optional Courses and **two** alternate courses.	
Drama	ADA2O1
Dance	ATC2O1
Music - Instrumental	AMU2O1
Music – Guitar	AMG2O1
Music - Jazz	AMH2O1
Music - Songwriting	AMC2O1
Visual Arts - Painting	AWN2O1
Visual Arts	AVI2O1
Launching and Leading a Business	BEP2O1
Digital Technology and Innovations in the Changing World	ICD2O1
Literacy Skill Development	ELS2O1
French - Academic	FSF2D1
Food and Nutrition - cooking in a family kitchen	HFN2O1
Clothing	HNL2O1
Healthy Active Living Education - Fitness	PAF2O4 (Female) PAF2O3 (Male)
Healthy Active Living Education - Activity	PPL2O4 (Female) PPL2O3 (Male)
Yoga, Mindfulness & Low Impact Fitness	PAR2O1 (Co-ed)
Construction Technology*	TCJ2O1
Technological Design*	TDJ2O1
Hospitality and Tourism* – Culinary Arts in an industrial kitchen	TFJ2O1
Communications Technology* - Photography on SLR camera	TGJ2O1
Transportation Technology* **(combo grade 10 and 11 class)**	TTJ3C1
English as a Second Language - for current ELS/ELD students	ESLAO1

There are MANY ELECTIVE options – CHOOSE 3 and 2 ALTERNATES

Step 9: Make Good Elective Choices

- Think about your **strengths + interests**
- Keep an **open mind**, you might surprise yourself
- Think about **pathway goals**
- Talk to subject teachers
- Use my Blueprint to explore course options

Step 9: Make Good Elective Choices

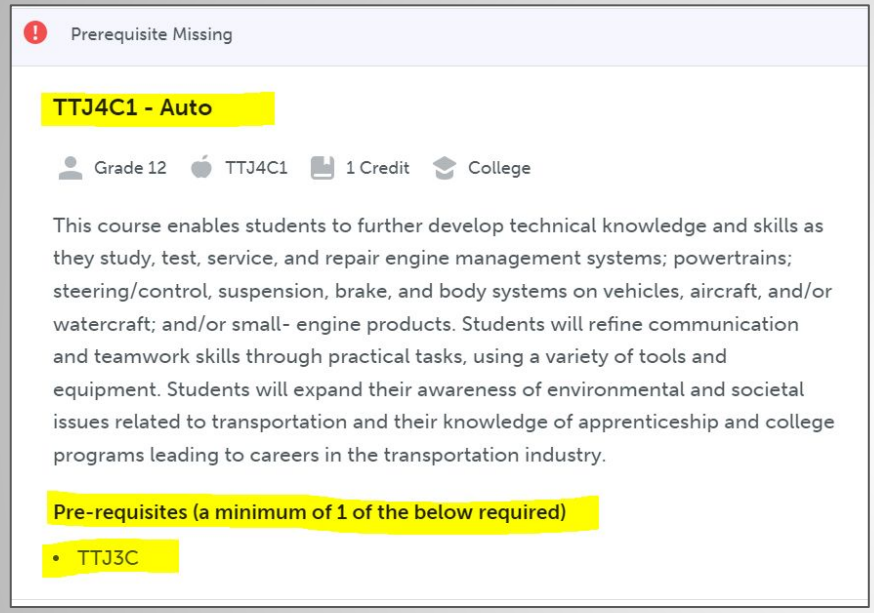

See where the grade 10 course leads in other grades (might need a grade 10 course to take a grade 11 course)

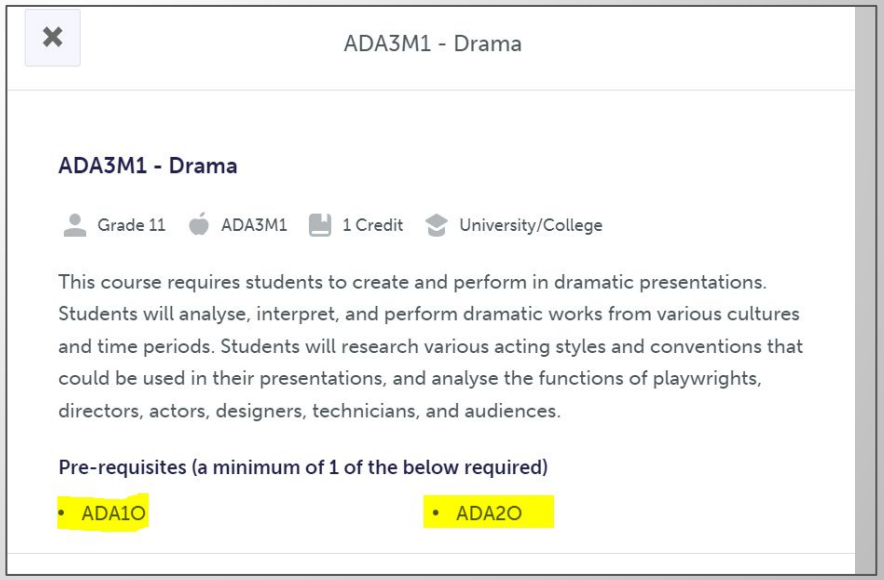

Step 10: Know How To Use myBlueprint



Fill **all 10 spots** with levels/choices

They are **not ranked**, so order does not matter

You need to select **2** suitable **alternates**

If you are taking an accelerated course in summer school, **DO NOT put that course in your planner**. Put another course instead.

Step 10: Know How To Use myBlueprint

1. **Add** courses to your High School Plan
2. **Review** Course Selections
3. **Submit** Course Selections
4. Click **Send Approval Email** - put in a valid parent/guardian email address
5. **Parent approves** courses via email
6. **Guidance Counsellor** approves your selections

Step 11: Know the Alternative Ways to Get Credits

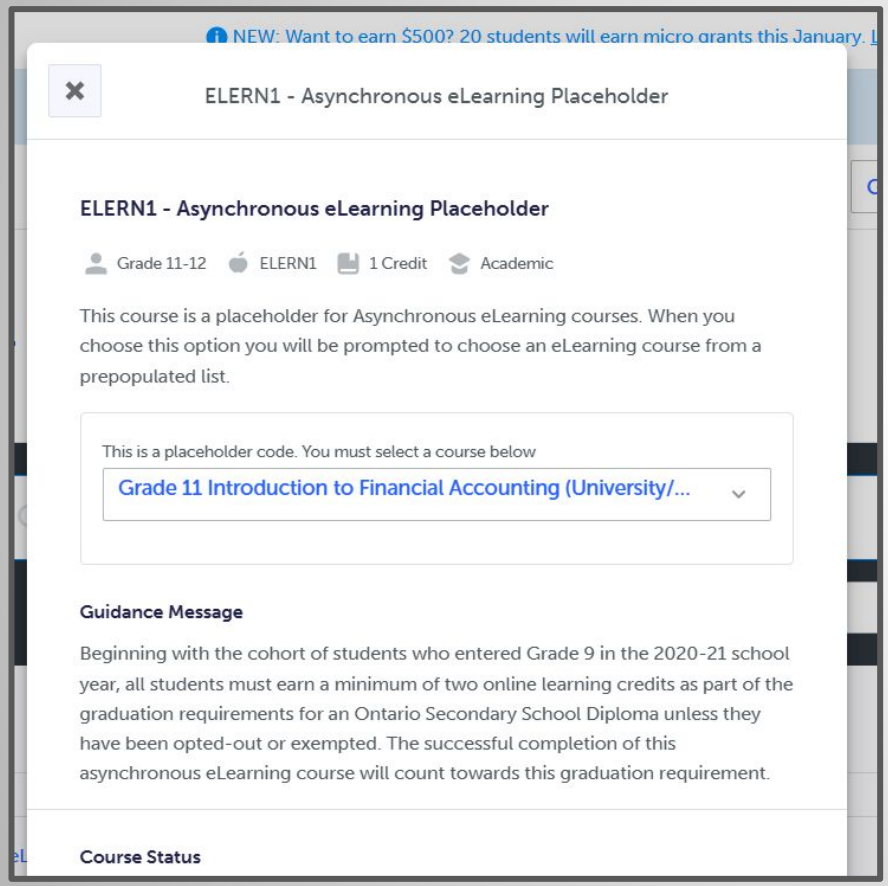

Online Asynchronous courses

ELERN1 - is the course code

Then choose a specific course from the **drop down menu**.

** if selected - this course is difficult to make a timetable change if you do not enjoy/want it. You may be stuck with it. Make sure this is the right choice for you!

** Ask guidance for advice.

Step 12: Know How to Sign Up for Summer School

Register at the **SAME TIME** as **COURSE SELECTION**

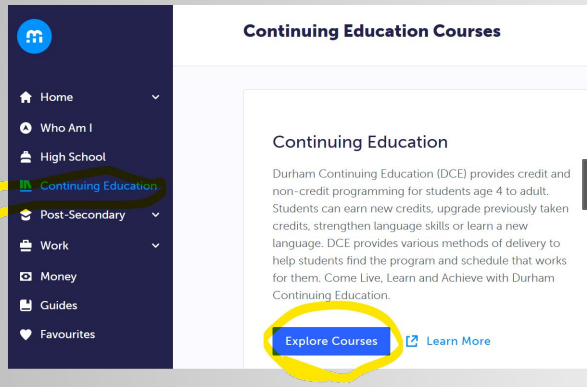



CHOOSE **TIMING** + **COURSE**. IF FULL, JOIN **WAITLIST**

FOR ACCELERATED COURSES, DO NOT pick the course you signed up for in summer school in your myBP PLANNER

Choose a different course, please!

Step 12: Know How to Sign Up for Summer School

You can take summer school if:

1. You want to **“reach ahead”** with an **ACCELERATED 4 WEEK COURSE** (July or August)
2. You were unsuccessful on the OSSLT and need to take **OLC4O1** (July or August - 4 weeks)
3. You have **failed a course** (or two) and need a **CREDIT RECOVERY 2 WEEK COURSE**
4. Choose the delivery method that works best for you - in person or online asynchronous
5. You might be a candidate for **in person Credit Recovery at Brooklin High School** - if you are, your Guidance Counsellor will reach out to you

Step 13: Know the Timing

- **Opens to submit in FEBRUARY, closes at the end of FEBRUARY**
- If you can't get a guidance apt before the due date? **STILL SUBMIT**, then make the apt after & change could happen then
- Guidance is available **EVERYDAY AT LUNCH**. Come in and ask a question!
- Once you hit submit on your courses, you have to **see guidance to unlock to make change then resubmit**

Step 14: Know the Extra Things You Should Know

- Some ENROLLMENT LIMITS are in place for classes that are limited by **space, equipment and teacher availability** (**ALL** tech classes)
- **it will work out, trust us (it is not first come, first serve), we hand balance timetables after they are done and will ensure access to tech classes is fair and balanced**
- There will be a google form available to declare the tech you need/want after course selections close
- If the class you want has reached the enrollment limit, it will say the **course is "no longer available"**
- If you get this message, select a different course at course selection time, then **choose this course as an alternate**

Step 14: Know the Extra Things YOU Need to Know

-If you get a **RED** alert it means there is an **error** in your planner

- you **will not** be allowed to submit you planner with an error

-if you failed a course, you will need your Guidance Counsellor to approve courses manually

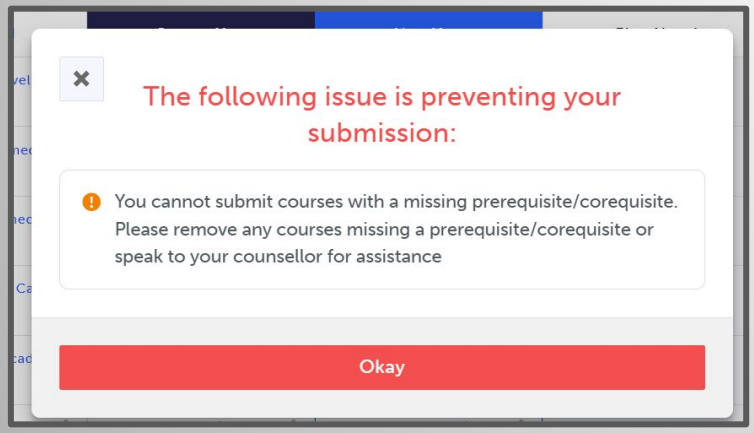

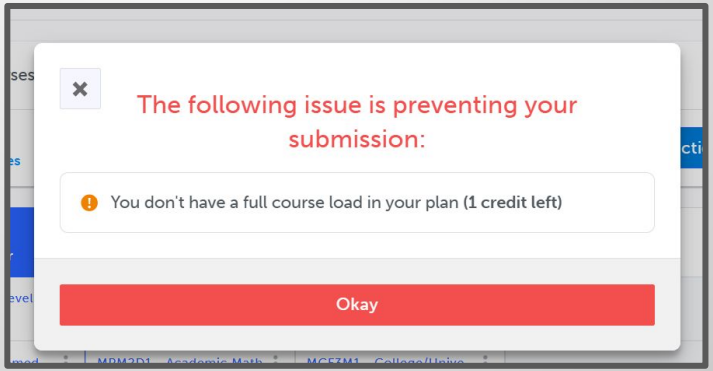

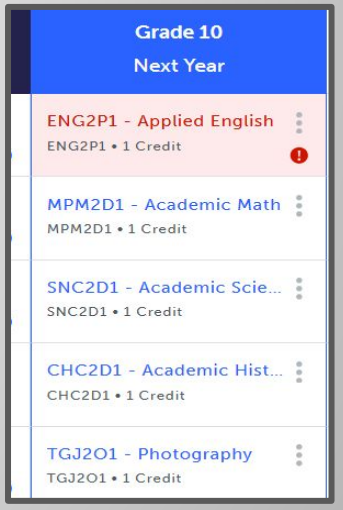

Step 14: Know the Extra Things You Should Know

We create the timetable based on what YOU choose...so choose VERY CAREFULLY

Step 15: Tell Your Parental Unit

Virtual Parent/Guardian Information Session:

Current Grade 9, 10 & 11 Pathway Planning & Course Selection

- Inquire on the student's Guidance Google Classroom for date, time and registration link.

Step 16: Know Where to Go to Find out More, Beyond Grade 10

College - www.ontariocolleges.ca

University - www.ouinfo.ca

Beyond University - https://www.ouac.on.ca/

Trades - https://www.skilledtradesontario.ca/